



**SHIRE OF MENZIES**

## **MINUTES**

**OF THE ORDINARY MEETING OF COUNCIL  
HELD**

**Thursday 28 August, 2014**

**Shire of Menzies Council Chambers**

**Commencing at 10.00am**

## **DISCLAIMER**

No responsibility whatsoever is implied or accepted by the Shire of Menzies for any act or omission or statement or intimation occurring during this meeting.

It is strongly advised that persons do not act on what is heard at this meeting and should only rely on written confirmation of Council's decision, which will be provided within fourteen (14) days of this meeting.

## **FINANCIAL INTEREST (EFFECTIVE 1 JULY 1996)**

A financial interest occurs where a Councillor, or person with whom the Councillor is closely associated, has direct or indirect financial interest in the matter. That is, the person stands to make a financial gain or loss from the decision, either now or at some time in the future.

An indirect financial interest includes a reference to a financial relationship between that person and another person who requires a Local Government decision in relation to the matter.

**Councillors should declare an interest:**

- a) In a written notice given to the CEO before the meeting: or**
- b) At the meeting immediately before the matter is discussed**

A member who has declared an interest must not:

Preside at the part of the meeting relating to the matter: or  
Participate in, or be present during any discussion or decision making procedure relating to the matter.

Unless the member is allowed to do so under Section 5.68 or 5.69, Local Government Act 1995

Ref: Local Government Act 1995 Division 6 – Disclosure of Financial Interest.  
Specifically Sections 5.60, 5.61, 5.65 and 5.67

## TABLE OF CONTENTS

|            |   |           |
|------------|---|-----------|
| <b>1.</b>  | <b>DECLARATION OF OPENING</b>   | <b>4</b>  |
| <b>2.</b>  | <b>ANNOUNCEMENT OF VISITORS</b>   | <b>4</b>  |
| <b>3.</b>  | <b>RECORD OF ATTENDANCE</b>   | <b>4</b>  |
| <b>4.</b>  | <b>RESPONSE TO PREVIOUS PUBLIC QUESTIONS TAKEN ON NOTICE</b>                  | <b>4</b>  |
| <b>5.</b>  | <b>PUBLIC QUESTION TIME</b>   | <b>4</b>  |
| <b>6.</b>  | <b>APPLICATIONS FOR LEAVE OF ABSENCE</b>                                      | <b>6</b>  |
| <b>7.</b>  | <b>DECLARATIONS OF INTEREST</b>   | <b>6</b>  |
| <b>8.</b>  | <b>NOTICE OF ITEMS TO BE DISCUSSED BEHIND CLOSED DOORS</b>                    | <b>6</b>  |
| <b>9.</b>  | <b>CONFIRMATION/RECEIVAL OF MINUTES</b>                                       |           |
| 9.1        | Confirm Minutes of the Ordinary Council Meeting held on 31 July 2014          | 7         |
| <b>10.</b> | <b>PETITIONS/DEPUTATIONS/PRESENTATIONS</b>                                    | <b>6</b>  |
| <b>11.</b> | <b>ANNOUNCEMENTS BY PRESIDING MEMBER WITHOUT DISCUSSION</b>                   |           |
| 11.1       | President's Report (to be tabled at meeting)                                  | 7         |
| <b>12.</b> | <b>REPORTS OF COMMITTEES AND OFFICERS</b>                                     |           |
| 12.1       | Health, Building and Town Planning Business                                   | 8         |
|            | Nil   |           |
| 12.2       | Finance and Administration Business   |           |
| 12.2.1     | Monthly Financial Report – July 2014 (ADM052)                                 | 9         |
| 12.2.2     | Listing of Payments made in July 2014 (ADM017)                                | 48        |
| 12.3       | Works and Services Business   | 50        |
|            | Nil   |           |
| 12.4       | Community Development   |           |
| 12.4.1     | Community Resource Centre Wi-Fi Charges (ADM44)                               | 51        |
| 12.4.2     | Cost of Production – Menzies Matters (ADM079)                                 | 53        |
| 12.5       | Management and Policy Business  |           |
| 12.5.1     | Affixing of Common Seal (Agreement Register)                                  | 55        |
| 12.5.2     | Minutes of GVROC Officers Group Meeting – 6 August 2014 (ADM126)              | 57        |
| 12.5.3     | Menzies Aboriginal Corporation – Request for Assistance (ADM438)              | 59        |
| 12.5.4     | Councillor's Information Bulletin 7/14 July 2014 (ADM029)                     | 63        |
| <b>13.</b> | <b>ELECTED MEMBERS MOTION OF WHICH PREVIOUS NOTICE HAS BEEN GIVEN</b>         | <b>65</b> |
| <b>14.</b> | <b>NEW BUSINESS OF AN URGENT NATURE INTRODUCED BY DECISION OF THE MEETING</b> |           |
| 14.1       | Tender 02/14 – Supply of Plant Hire (ADM445)                                  | 65        |

|            |  |           |
|------------|--|-----------|
|            | <b>14.2 Investments for August 2014 (ADM034)</b>       | <b>67</b> |
|            | <b>14.3 St John Paramedic – Menzies Based (ADM270)</b> | <b>69</b> |
| <b>15.</b> | <b>ITEMS FOR CONSIDERATION BEHIND CLOSED DOORS</b>     | <b>71</b> |
| <b>16.</b> | <b>NEXT MEETING</b>                                    | <b>71</b> |
| <b>17.</b> | <b>CLOSURE OF MEETING</b>                              | <b>71</b> |

## AGENDA FOR ORDINARY MEETING OF COUNCIL

### 1. DECLARATION OF OPENING

The Shire President, Cr Greg Dwyer, declared the meeting open at 10:06am, welcomed the attendees, visitors, guests and proceeded with the Agenda as planned.

### 2. ANNOUNCEMENT OF VISITORS

Rob Northcoat Eastern Goldfields Cycle Club  
Greg Stubbs Morapoi Station (from 10:09am)

### 3. RECORD OF ATTENDANCE

#### 3.1 PRESENT:

|                     |               |   |
|---------------------|---------------|---|
| <b>Councillors:</b> | Cr G Dwyer    | President                                     |
|                     | Cr P Twigg    | Deputy President<br>(by telephone at 10:07am) |
|                     | Cr I R Tucker | Councillor                                    |
|                     | Cr J Mazza    | Councillor                                    |
|                     | Cr J Lee      | Councillor                                    |

|               |            |                    |
|---------------|------------|--------------------|
| <b>Staff:</b> | P Crawford | CEO                |
|               | R Pepper   | MWS (from 10:20am) |
|               | L Downie   | Minutes            |

**Observers:** Menzies Youth Advisory Committee  
G Hammond, Menzies Remote School

#### 3.2 APOLOGIES

|                     |     |
|---------------------|-----|
| <b>Councillors:</b> | Nil |
| <b>Staff:</b>       | Nil |

#### 3.3 LEAVE OF ABSENCE PREVIOUSLY APPROVED

Nil

**Moved: Cr Mazza**

**Seconded: Cr Tucker**

**COUNCIL DECISION:**

**No: 0570**

**That Council approve Cr Twigg attending the meeting by telephone.**

**10:09am**

**CARRIED BY ABSOLUTE MAJORITY 4/0**

### 4. RESPONSE TO PREVIOUS PUBLIC QUESTIONS TAKEN ON NOTICE

Nil

### 5. PUBLIC QUESTION TIME

**Greg Stubbs, Morapoi Station, Kookynie**

**Q1. Bring to your attention and discuss the rates issues at 167, 168 Leopold Street, Kookynie**

- A1. The Shire President advised that the administration of this matter would be checked thoroughly.
- Q2. That we are not the owners of those leases and that a change happened with the leases in 2007/08 year to Mar Mark Andrew Syders and Mr Norman Wayne Johnson whom the then and current CEO Mr Peter Crawford was involved in.
- A2. According to legal advice obtained, the ownership of the land was never transferred and the original owners of the property are liable for the rates.
- Q3. Boundary fence west side of Morapoi Station – The staff of Shire of Menzies had cut our boundary fence wires right alongside of the grid on the Kookynie Road to allow trucks and whatever equipment through some 18 months ago.
- A3. Taken on notice.
- Q4. The Shire never once informed us that they were going to do this or ask for permission, or inform us of. Our stock had gone through this opening to Jeedamya Station and most have never returned. I met Mr President Greg Dwyer at the grid one day early this year and we talked about and he acknowledged that he has seen this every time he passes.
- A4. Taken on notice.
- Q5. My disappointment is that the Shire may have gone and fixed it some 18 months later, however, they only picked up a cut wire and tied it with no real fencing ideas, therefore it is only a strand that is not tightened and is hanging and down again.
- A5. Taken on notice.
- Q6. On the opposite side of the grid is a gateway, why didn't they use this gateway, why did you not inform us, ask us and what you are going to do about it?
- A6. Taken on notice.
- Q7. Also I want raise the question about tourists, its great having people to your country. The Niagara Dam site, great, its where everything is provided at no cost.
- A7. The Shire President advised that the Shire has given consideration to installing a caretaker at Niagara Dam and charging tourists camping fees. Is that the type of support that would make Morapoi Station Stay a viable competitor? Cr Justin Lee added that everyone is affected by the self contained off road adventure tourism trend.
- Q8. Annual Rates for all matters, its on the rise with this council, some of us is struggling to survive and the Shire want its rates increased and wants the payments done asap.
- A8. There are systems in place for monthly, quarterly and annual rates payment options.
- Q9. When is the Shire going to look at supporting the locals and review and take steps to put into action real changes in reductions of rates across the board?
- A9. Taken on notice.
- Q10. Can we have a quarterly payment system or time to pay with no interest charged to us? I ask for your support to waive any rates for 167, 168 Leopold Street Kookynie.
- A10. Taken on notice.

Question time concluded at 10:47am.

**6. APPLICATIONS FOR LEAVE OF ABSENCE**  
Nil

*Cr Mazza left the meeting at 10:50am and returned at 10:51am*

**10. PETITIONS/DEPUTATIONS/PRESENTATIONS**

**Youth Advisory Committee**

The Shire President thanked the Youth Advisory Committee (YAC) for the three letters he had received and advised that a response will be made to all three in due course.

Greg Hammond spoke on the merits of the YAC and took the opportunity to congratulate and thank the CEO for establishing the Committee. It is a real life form of education and interest in nominations is extremely keen.

The Shire President asked that the Council be invited to the Elections when they are held. In response to the YAC request for a Youth Officer to facilitate after school activities in Menzies, the Shire President said he was hopeful someone living locally would be employed in this position. The CEO added that the Shire was trying to find a suitable portable building to establish a "drop in centre" for the children of Menzies.

The CEO advised that the Water Park was currently being constructed and should be up and running by the end of October 2014.

The Shire President thanked Mr Hammond for his work with the YAC and for making time to attend the Ordinary Council Meeting.

**Rob Northcoat, Eastern Goldfields Cycle Club (EGCC)**

Mr Northcoat thanked the Council for the opportunity to address meeting and presented the completed report and financial report on the 2014 Cyclclassic. This year's event was more polished than ever with slightly higher numbers and it is hoped that with targeted marketing, next year will attract more competitors and spectators.

The Shire President thanked Mr Northcoat for his presentation and advised that the Cyclclassic Committee would commence preparations a little earlier next year.

*YAC representatives and chaperon, Geoff Hammond left the meeting at 11:22am*

*Greg Stubbs and Rob Northcoat left the meeting at 11:25am*

*Shire President adjourned the meeting at 11:25am to allow for a break*

*Meeting reconvened at 11:42am with all Members and Staff present*

**7. DECLARATIONS OF INTEREST**

*Cr Tucker declared a financial interest in item 12.5.3 Menzies Aboriginal Corporation – Request for Assistance*

**8. NOTICE OF ITEMS TO BE DISCUSSED BEHIND CLOSED DOORS**  
CEO Performance Review

*CEO, Peter Crawford, declared an interest in this Item 8 as it may affect his salary.*

**9. CONFIRMATION OF MINUTES**

**9.1 CONFIRMATION OF MINUTES OF THE ORDINARY COUNCIL MEETING HELD ON THURSDAY 31 JULY 2014**

**VOTING REQUIREMENTS:**  
Simple Majority Decision required

**Moved: Cr Mazza**

**Seconded: Cr Lee**

**COUNCIL DECISION:**

**No: 0571**

**That the Minutes of the Ordinary Meeting of Council held on 31 July 2014 be confirmed as a true and accurate record.**

**11:43am**

**CARRIED 5/0**

**11. ANNOUNCEMENTS BY PRESIDING MEMBER WITHOUT DISCUSSION**

**11.1 PRESIDENT'S REPORT (to be tabled at the meeting)**

Tuesday 5<sup>th</sup> August Along with Cr Twigg and the CEO attended briefing by WALGA "Delivery of Municipal Services to Aboriginal Communities".

Wed 6<sup>th</sup> August As a prelude to GVROC Meeting, Cr Twigg, CEO and myself had a nine minute brief with Linda Leonard, Manager Reporting and Evaluation, Dept of Regional Development and then attended GVROC Council Meeting.

Mid afternoon the CEO and I met with Dr Ivor Roberts and Tony Bullen from the Department of Mines and Petroleum regarding the Exclusion Zones, Light Industrial and Residential Land.

With fellow Crs Twigg and Tucker attended the GVROC Dinner at Burswood.

Thurs 7<sup>th</sup> August Visited Perenjori and Morawa Shires to inspect the Business Incubators.

Friday 8<sup>th</sup> August Attended house inspections TR Homes – Houses 1 and 2.

Wed 13<sup>th</sup> August Chaired Pinjin Road Stakeholders Meeting at the Shire of Menzies.

Thurs 14<sup>th</sup> August With the CEO attended dinner in Perth with Joe Phillips of Macarthur Minerals.

Sat 16<sup>th</sup> August Hosted the Shire of Menzies BBQ Dinner for the Community and Chamberlain 9G Tractor Club who were on a Charity Run for the RFDS.

Wed 20<sup>th</sup> August Accepted an invitation to attend a meeting of the Australian Golden Outback Board in Laverton and addressed the Board with an update on current happenings in the Shire of Menzies.



Monday 25th August Met with St John Paramedic (Marcia Vaughn) and discussed the proposal for her to live in Menzies.

Wed 27<sup>th</sup> August With Crs Lee and Mazza, CEO and MWS did a Practical Completion on houses 3 and 4 and discussed the concerns regarding galvanised columns with Shane Hammond of TR Homes.

The Shire President suggested that the Shire of Menzies write to Horizon Power and ask that they consider setting up a solar power farm in Menzies.

**VOTING REQUIREMENTS:**  
Simple Majority Decision required

**Moved: Cr Lee**

**Seconded: Cr Tucker**

**COUNCIL DECISION:**

**No: 0572**

**That the President's Report as tabled, be received.**

**12:01pm**

**CARRIED 5/0**

**12. REPORTS OF COMMITTEES AND OFFICERS**


**12.1 HEALTH AND BUILDING BUSINESS**

**Nil**

## 12. REPORTS OF COMMITTEES AND OFFICERS

### 12.2 FINANCE AND ADMINISTRATION BUSINESS

#### 12.2.1 MONTHLY FINANCIAL REPORT – JULY 2014

|                                    |   |
|------------------------------------|---|
| <b>SUBMISSION TO:</b>              | Ordinary Meeting of Council, 28 August 2014                                       |
| <b>LOCATION:</b>                   | Shire of Menzies  |
| <b>APPLICANT:</b>                  | N/A   |
| <b>FILE REF:</b>                   | ADM052  |
| <b>DISCLOSURE OF INTEREST:</b>     | None  |
| <b>DATE:</b>                       | 11 August 2014  |
| <b>AUTHOR:</b>                     | Peter Crawford, Chief Executive Officer   |
| <b>SIGNATURE OF AUTHOR:</b>        |  |
| <b>PREVIOUS MEETING REFERENCE:</b> | None  |

#### ATTACHMENTS:

12.2.1 Attachment #1 Monthly Statement of Financial Activity and associated reports, including the Compilation Report from UHY Haines Norton

#### SUMMARY:

Statutory Financial Reports are submitted to Council for receipt as a record of financial activity during the reporting month.

#### BACKGROUND:

The monthly reports have been prepared by UHY Haines Norton to reflect revenue and expenditure transactions for the period to 31 July 2014.

#### COMMENT:

A Compilation Report is prepared by UHY Haines Norton to support the report and alert Council to matters of significance or trends outlined by the report presented.

**CONSULTATION:** N/A

#### STATUTORY ENVIRONMENT:

Local Government (Financial Management) Regulations – Regulation 34

**POLICY IMPLICATIONS:** Nil

**FINANCIAL IMPLICATION:** Nil

**STRATEGIC IMPLICATIONS:** Nil

#### VOTING REQUIREMENTS:

Simple Majority decision is required.

**Moved:** Cr Mazza

**Seconded:** Cr Lee

**COUNCIL DECISION:**

**No: 0573**

**That Council acknowledge receipt of the Statement of Financial Activity and associated reports for the period to 31 July 2014.**

**12:03pm**

**CARRIED 5/0**

The Chief Executive Officer  
Shire of Menzies  
Shenton Street  
Menzies WA 6436

16 Lakeside Corporate : 24 Parkland Road  
Osborne Park : Perth : WA : 6017  
PO Box 1707 : Osborne Park : WA : 6916  
t: + 61 8 9444 3400 : f: + 61 8 9444 3430  
perth@uhyhn.com.au : www.uhyhn.com

#### COMPILATION REPORT TO THE SHIRE OF MENZIES

We have compiled the accompanying Local Government special purpose financial statements of the Shire of Menzies, which comprise the Statement of Financial Activity, a summary of significant accounting policies and other explanatory notes for the period ending 31 July 2014. The financial statements have been compiled to meet compliance with the Local Government Act 1995 and associated Regulations.

#### THE RESPONSIBILITY OF THE SHIRE OF MENZIES

The Shire of Menzies are solely responsible for the information contained in the special purpose financial statements and are responsible for the maintenance of an appropriate accounting system in accordance with the relevant legislation.

#### OUR RESPONSIBILITY

On the basis of information provided by the Shire of Menzies we have compiled the accompanying special purpose financial statements in accordance with the requirements of the Local Government Act 1995, associated Regulations and APES 315 Compilation of Financial Information.

Our procedures use accounting expertise to collect, classify and summarise the financial information, which the Shire of Menzies provided, in compiling the financial statements. Our procedures do not include verification or validation procedures. No audit or review has been performed and accordingly no assurance is expressed.

The Local Government special purpose financial statements were compiled exclusively for the benefit of the Shire of Menzies. We do not accept responsibility to any other person for the contents of the special purpose financial statements.

*UHY Haines Norton (WA) Pty Ltd.*

UHY Haines Norton (WA) Pty Ltd  
Chartered Accountants



Paul Breman  
Director

8 August 2014

**SHIRE OF MENZIES**  
**MONTHLY FINANCIAL REPORT**  
**For the Period Ended 31st July 2014**

**LOCAL GOVERNMENT ACT 1995**  
**LOCAL GOVERNMENT (FINANCIAL MANAGEMENT) REGULATIONS 1996**

**TABLE OF CONTENTS**

|  |   |
|--|---|
| <b>Statement of Financial Activity</b> |   |
| <b>Note 1</b>                          | <b>Significant Accounting Policies</b>    |
| <b>Note 2</b>                          | <b>Graphical Representation</b>           |
| <b>Note 3</b>                          | <b>Net Current Funding Position</b>       |
| <b>Note 4</b>                          | <b>Cash and Investments</b>               |
| <b>Note 5</b>                          | <b>Budget Amendments</b>                  |
| <b>Note 6</b>                          | <b>Receivables</b>                        |
| <b>Note 7</b>                          | <b>Cash Backed Reserves</b>               |
| <b>Note 8</b>                          | <b>Capital Disposals and Acquisitions</b> |
| <b>Note 9</b>                          | <b>Rating Information</b>                 |
| <b>Note 10</b>                         | <b>Information on Borrowings</b>          |
| <b>Note 11</b>                         | <b>Grants and Contributions</b>           |
| <b>Note 12</b>                         | <b>Trust</b>                              |
| <b>Note 13</b>                         | <b>Major Variances</b>                    |

**SHIRE OF MENZIES**  
**STATEMENT OF FINANCIAL ACTIVITY**  
**(Statutory Reporting Program)**  
**For the Period Ended 31st July 2014**

|   | Note | Amended Annual Budget | YTD Amended Budget (a) | YTD Actual (b)   | Var. \$ (b)-(a)  | Var. % (b)-(a)/(b) | Var. |
|---|------|-----------------------|------------------------|------------------|------------------|--------------------|------|
| <b>Operating Revenues</b>               |      | \$                    | \$                     | \$               | \$               | %                  |      |
| Governance                              |      | 3,000                 | 250                    | 824              | 574              | 69.66%             |      |
| General Purpose Funding                 |      | 1,888,815             | 157,403                | (3,500)          | (160,903)        | 4597.23%           |      |
| Law, Order and Public Safety            |      | 6,450                 | 543                    | 0                | (543)            | (100.00%)          |      |
| Health                                  |      | 500                   | 38                     | 0                | (38)             | (100.00%)          |      |
| Housing                                 |      | 62,500                | 5,234                  | 7,140            | 1,906            | 26.69%             |      |
| Community Amenities                     |      | 6,350                 | 0                      | 0                | 0                |                    |      |
| Recreation and Culture                  |      | 50,475                | 4,209                  | 12               | (4,197)          | (34975.00%)        |      |
| Transport                               |      | 2,184,065             | 170,336                | 151,013          | (19,323)         | (12.80%)           | ▼    |
| Economic Services                       |      | 214,403               | 17,866                 | 9,621            | (8,245)          | (85.70%)           |      |
| Other Property and Services             |      | 61,500                | 5,081                  | 7,363            | 2,282            | 30.99%             |      |
| <b>Total (Ex. Rates)</b>                |      | <b>4,478,058</b>      | <b>360,960</b>         | <b>172,473</b>   | <b>(188,487)</b> |                    |      |
| <b>Operating Expense</b>                |      |                       |                        |                  |                  |                    |      |
| Governance                              |      | (651,632)             | (54,299)               | (52,831)         | 1,468            | 2.78%              |      |
| General Purpose Funding                 |      | (218,920)             | (18,203)               | (16,571)         | 1,632            | 9.85%              |      |
| Law, Order and Public Safety            |      | (90,786)              | (10,485)               | (6,930)          | 3,555            | 51.30%             |      |
| Health                                  |      | (182,254)             | (15,197)               | (2,328)          | 12,869           | 552.79%            | ▲    |
| Education and Welfare                   |      | (9,500)               | (788)                  | 0                | 788              | 100.00%            |      |
| Housing                                 |      | (20,000)              | (1,674)                | (5,252)          | (3,578)          | (68.13%)           |      |
| Community Amenities                     |      | (163,196)             | (13,618)               | (12,547)         | 1,071            | 8.54%              |      |
| Recreation and Culture                  |      | (474,023)             | (39,490)               | (15,504)         | 23,986           | 154.71%            | ▲    |
| Transport                               |      | (4,569,111)           | (380,763)              | (229,091)        | 151,672          | 66.21%             | ▲    |
| Economic Services                       |      | (1,152,816)           | (105,242)              | (84,483)         | 20,759           | 24.57%             | ▲    |
| Other Property and Services             |      | (5,000)               | (124,141)              | (50,567)         | 73,574           | 145.50%            | ▲    |
| <b>Total</b>                            |      | <b>(7,537,238)</b>    | <b>(763,900)</b>       | <b>(476,104)</b> | <b>287,796</b>   |                    |      |
| <b>Funding Balance Adjustment</b>       |      |                       |                        |                  |                  |                    |      |
| Add back Depreciation                   |      | 2,104,121             | 175,359                | 175,410          | 51               | 0.03%              |      |
| Adjust (Profit)/Loss on Asset Disposal  | 8    | (2,200)               | (176)                  | 0                | 176              | (100.00%)          |      |
| Adjust Provisions and Accruals          |      | 0                     | 0                      | 0                | 0                |                    |      |
| <b>Net Operating (Ex. Rates)</b>        |      | <b>(957,259)</b>      | <b>(227,757)</b>       | <b>(128,221)</b> | <b>99,536</b>    |                    |      |
| <b>Capital Revenues</b>                 |      |                       |                        |                  |                  |                    |      |
| Grants, Subsidies and Contributions     | 11   | 1,539,501             | 128,300                | 219,869          | 91,569           | 41.65%             |      |
| Proceeds from Disposal of Assets        | 8    | 80,000                | 6,667                  | 0                | (6,667)          | (100.00%)          |      |
| Transfer from Reserves                  | 7    | 438,000               | 438,000                | 348,000          | (90,000)         | (25.86%)           | ▼    |
| <b>Total</b>                            |      | <b>2,057,501</b>      | <b>572,967</b>         | <b>567,869</b>   | <b>(5,098)</b>   |                    |      |
| <b>Capital Expenses</b>                 |      |                       |                        |                  |                  |                    |      |
| Land and Buildings                      | 8    | (1,231,175)           | (102,598)              | (429,129)        | (326,531)        | (76.09%)           | ▼    |
| Plant and Equipment                     | 8    | (810,300)             | (67,525)               | 0                | 67,525           | 100.00%            | ▲    |
| Furniture and Equipment                 | 8    | (28,000)              | (2,333)                | 0                | 2,333            | 100.00%            |      |
| Infrastructure Assets - Roads           | 8    | (2,792,087)           | (232,674)              | (941)            | 231,733          | 24626.24%          | ▲    |
| Infrastructure Assets - Other           | 8    | (400,000)             | (33,333)               | 0                | 33,333           | 100.00%            | ▲    |
| Loan Principal                          | 10   | 0                     | 0                      | 0                | 0                |                    |      |
| Transfer to Reserves                    | 7    | (92,759)              | (7,730)                | 0                | 7,730            | 100.00%            |      |
| <b>Total</b>                            |      | <b>(5,354,321)</b>    | <b>(446,193)</b>       | <b>(430,070)</b> | <b>16,123</b>    |                    |      |
| <b>Net Capital</b>                      |      | <b>(3,296,820)</b>    | <b>126,773</b>         | <b>137,799</b>   | <b>11,026</b>    |                    |      |
| <b>Total Net Operating + Capital</b>    |      | <b>(4,254,079)</b>    | <b>(100,984)</b>       | <b>9,578</b>     | <b>110,562</b>   |                    |      |
| Opening Funding Surplus(Deficit)        | 3    | 1,573,372             | 1,573,372              | 1,550,178        | (23,194)         | (1.50%)            |      |
| Rate Revenue                            | 9    | 2,680,707             | 0                      | (67)             | (67)             | 100.00%            |      |
| <b>Closing Funding Surplus(Deficit)</b> | 3    | <b>(0)</b>            | <b>1,472,388</b>       | <b>1,559,689</b> | <b>87,301</b>    |                    |      |

Indicates a variance between Year to Date (YTD) Budget and YTD Actual data as per the adopted materiality threshold. ▲ ▼

**SHIRE OF MENZIES**  
**NOTES TO THE STATEMENT OF FINANCIAL ACTIVITY**  
**For the Period Ended 31st July 2014**

**1. SIGNIFICANT ACCOUNTING POLICIES**

The significant accounting policies which have been adopted in the preparation of this statement of financial activity are:

**(a) Basis of Accounting**

This statement is a special purpose financial report, prepared in accordance with applicable Australian Accounting Standards, other mandatory professional reporting requirements and the Local Government Act 1995 (as amended) and accompanying regulations (as amended).

**(b) The Local Government Reporting Entity**

All Funds through which the Council controls resources to carry on its functions have been included in this statement.

In the process of reporting on the local government as a single unit, all transactions and balances between those funds (for example, loans and transfers between Funds) have been eliminated.

All monies held in the Trust Fund are excluded from the statement, but a separate statement of those monies appears at Note 12.

**(c) Rounding Off Figures**

All figures shown in this statement are rounded to the nearest dollar.

**(d) Rates, Grants, Donations and Other Contributions**

Rates, grants, donations and other contributions are recognised as revenues when the local government obtains control over the assets comprising the contributions. Control over assets acquired from rates is obtained at the commencement of the rating period or, where earlier, upon receipt of the rates.

**(e) Goods and Services Tax**

In accordance with recommended practice, revenues, expenses and assets capitalised are stated net of any GST recoverable. Receivables and payables are stated inclusive of applicable GST.

**(f) Cash and Cash Equivalents**

Cash and cash equivalents comprise cash at bank and in hand and short-term deposits that are readily convertible to known amounts of cash and which are subject to an insignificant risk of changes in value.

For the purposes of the Cash Flow Statement, cash and cash equivalents consist of cash and cash equivalents as defined above, net of outstanding bank overdrafts. Bank overdrafts are included as short-term borrowings in current liabilities.

**(g) Trade and Other Receivables**

Trade receivables, which generally have 30 - 90 day terms, are recognised initially at fair value and subsequently measured at amortised cost using the effective interest rate method, less any allowance for uncollectible amounts.

Collectability of trade receivables is reviewed on an ongoing basis. Debts that are known to be uncollectible are written off when identified. An allowance for doubtful debts is raised when there is objective evidence that they will not be collectible.

**SHIRE OF MENZIES**  
**NOTES TO THE STATEMENT OF FINANCIAL ACTIVITY**  
**For the Period Ended 31st July 2014**

**1. SIGNIFICANT ACCOUNTING POLICIES (Continued)**

**(h) Inventories**

**General**

Inventories are valued at the lower of cost and net realisable value. Net realisable value is the estimated selling price in the ordinary course of business less the estimated costs of completion and the estimated costs of necessary to make the sale.

Inventories held from trading are classified as current even if not expected to be realised in the next 12 months.

**Land Held for Resale**

Land purchased for development and/or resale is valued at the lower of the cost and net realisable value. Cost includes the cost of acquisition, development and interest incurred on the financing of that land during its development. Interest and holding charges incurred after development is complete are recognised as expenses.

Revenue arising from the sale of property is recognised in the operating statement as at the time of signing a binding contract of sale.

Land held for resale is classified as current except where it is held as non-current based on Council's intentions to release for sale.

**(i) Fixed Assets**

All assets are initially recognised at cost. Cost is determined as the fair value of the assets given as consideration plus costs incidental to the acquisition. For assets acquired at no cost or for nominal consideration, cost is determined as fair value at the date of acquisition. The cost of non-current assets constructed by the local government includes the cost of all materials used in the construction, direct labour on the project and an appropriate proportion of variable and fixed overhead.

Certain asset classes may be revalued on a regular basis such that the carrying values are not materially different from fair value. Assets carried at fair value are to be revalued with sufficient regularity to ensure the carrying amount does not differ materially from that determined using fair value at reporting date.

**(j) Depreciation of Non-Current Assets**

All non-current assets having a limited useful life are systematically depreciated over their useful lives in a manner which reflects the consumption of the future economic benefits embodied in those assets.

Depreciation is recognised on a straight-line basis, using rates which are reviewed each reporting period. Major depreciation rates and periods are:

|                              |        |
|------------------------------|--------|
| Buildings                    | 5.00%  |
| Furniture and Equipment      | 10.00% |
| Plant and Equipment - Heavy  | 15.00% |
| Plant and Equipment - Sundry | 25.00% |
| Electronic Equipment         | 25.00% |
| Tools                        | 20.00% |
| Infrastructure - Grids       | 4.00%  |
| Infrastructure - Floodways   | 6.00%  |
| Pavement                     | 2.50%  |
| Seal                         | 6.67%  |
| Curbing                      | 2.00%  |
| Other Infrastructure         | 2.00%  |



**SHIRE OF MENZIES**  
**NOTES TO THE STATEMENT OF FINANCIAL ACTIVITY**  
**For the Period Ended 31st July 2014**

**1. SIGNIFICANT ACCOUNTING POLICIES (Continued)**

**(k) Trade and Other Payables**

Trade and other payables are carried at amortised cost. They represent liabilities for goods and services provided to the local government prior to the end of the financial year that are unpaid and arise when the Shire becomes obliged to make future payments in respect of the purchase of these goods and services. The amounts are unsecured and are usually paid within 30 days of recognition.

**(l) Employee Benefits**

The provisions for employee benefits relates to amounts expected to be paid for long service leave, annual leave, wages and salaries and are calculated as follows:

**(i) Wages, Salaries, Annual Leave and Long Service Leave (Short-term Benefits)**

The provision for employees' benefits to wages, salaries, annual leave and long service leave expected to be settled within 12 months represents the amount the Shire has a present obligation to pay resulting from employees services provided to balance date. The provision has been calculated at nominal amounts based on remuneration rates the Shire expects to pay and includes related on-costs.

**(ii) Annual Leave and Long Service Leave (Long-term Benefits)**

The liability for long service leave is recognised in the provision for employee benefits and measured as the present value of expected future payments to be made in respect of services provided by employees up to the reporting date using the project unit credit method. Consideration is given to expected future wage and salary levels, experience of employee departures and periods of service. Expected future payments are discounted using market yields at the reporting date on national government bonds with terms to maturity and currency that match as closely as possible, the estimated future cash outflows. Where the Shire does not have the unconditional right to defer settlement beyond 12 months, the liability is recognised as a current liability.

**(m) Interest-bearing Loans and Borrowings**

All loans and borrowings are initially recognised at the fair value of the consideration received less directly attributable transaction costs.

After initial recognition, interest-bearing loans and borrowings are subsequently measured at amortised cost using the effective interest method. Fees paid on the establishment of loan facilities that are yield related are included as part of the carrying amount of the loans and borrowings.

Borrowings are classified as current liabilities unless the Council has an unconditional right to defer settlement of the liability for at least 12 months after the balance sheet date.

***Borrowing Costs***

Borrowing costs are recognised as an expense when incurred except where they are directly attributable to the acquisition, construction or production of a qualifying asset. Where this is the case, they are capitalised as part of the cost of the particular asset.

**(n) Provisions**

Provisions are recognised when: The council has a present legal or constructive obligation as a result of past events; it is more likely than not that an outflow of resources will be required to settle the obligation; and the amount has been reliably estimated. Provisions are not recognised for future operating losses.

Where there are a number of similar obligations, the likelihood that an outflow will be required in settlement is determined by considering the class of obligations as a whole. A provision is recognised even if the likelihood of an outflow with respect to any one of item included in the same class of obligations may be small.

**(o) Current and Non-Current Classification**

In the determination of whether an asset or liability is current or non-current, consideration is given to the time when each asset or liability is expected to be settled. The asset or liability is classified as current if it is expected to be settled within the next 12 months, being the Council's operational cycle. In the case of liabilities where Council does not have the unconditional right to defer settlement beyond 12 months, such as vested long service leave, the liability is classified as current even if not expected to be settled within the next 12 months. Inventories held for trading are classified as current even if not expected to be realised in the next 12 months except for land held for resale where it is held as non current based on Council's intentions to release for sale.

**SHIRE OF MENZIES**  
**NOTES TO THE STATEMENT OF FINANCIAL ACTIVITY**  
**For the Period Ended 31st July 2014**

**1. SIGNIFICANT ACCOUNTING POLICIES (Continued)**

**(p) Nature or Type Classifications**

**Rates**

All rates levied under the Local Government Act 1995. Includes general, differential, specific area rates, minimum rates, interim rates, back rates, ex-gratia rates, less discounts offered. Exclude administration fees, interest on instalments, interest on arrears, service charges and sewerage rates.

**Operating Grants, Subsidies and Contributions**

Refer to all amounts received as grants, subsidies and contributions that are not non-operating grants.

**Non-Operating Grants, Subsidies and Contributions**

Amounts received specifically for the acquisition, construction of new or the upgrading of non-current assets paid to a local government, irrespective of whether these amounts are received as capital grants, subsidies, contributions or donations.

**Profit on Asset Disposal**

Profit on the disposal of assets including gains on the disposal of long term investments. Losses are disclosed under the expenditure classifications.

**Fees and Charges**

Revenues (other than service charges) from the use of facilities and charges made for local government services, sewerage rates, rentals, hire charges, fee for service, photocopying charges, licences, sale of goods or information, fines, penalties and administration fees. Local governments may wish to disclose more detail such as rubbish collection fees, rental of property, fines and penalties, other fees and charges.

**Service Charges**

Service charges imposed under Division 6 of Part 6 of the Local Government Act 1995. Regulation 54 of the Local Government (Financial Management) Regulations 1996 identifies the These are television and radio broadcasting, underground electricity and neighbourhood surveillance services. Exclude rubbish removal charges. Interest and other items of a similar nature received from bank and investment accounts, interest on rate instalments, interest on rate arrears and interest on debtors.

**Interest Earnings**

Interest and other items of a similar nature received from bank and investment accounts, interest on rate instalments, interest on rate arrears and interest on debtors.

**Other Revenue / Income**

Other revenue, which can not be classified under the above headings, includes dividends, discounts, rebates etc.

**Employee Costs**

All costs associate with the employment of person such as salaries, wages, allowances, benefits such as vehicle and housing, superannuation, employment expenses, removal expenses, relocation expenses, worker's compensation insurance, training costs, conferences, safety expenses, medical examinations, fringe benefit tax, etc.

**Materials and Contracts**

All expenditures on materials, supplies and contracts not classified under other headings. These include supply of goods and materials, legal expenses, consultancy, maintenance agreements, communication expenses, advertising expenses, membership, periodicals, publications, hire expenses, rental, leases, postage and freight etc. Local governments may wish to disclose more detail such as contract services, consultancy, information technology, rental or lease expenditures.

**Utilities (Gas, Electricity, Water, etc.)**

Expenditures made to the respective agencies for the provision of power, gas or water. Exclude expenditures incurred for the reinstatement of roadwork on behalf of these agencies.

**SHIRE OF MENZIES**  
**NOTES TO THE STATEMENT OF FINANCIAL ACTIVITY**  
**For the Period Ended 31st July 2014**

**1. SIGNIFICANT ACCOUNTING POLICIES (Continued)**

**(q) Nature or Type Classifications (Continued)**

**Insurance**

All insurance other than worker's compensation and health benefit insurance included as a cost of employment.

**Loss on asset disposal**

Loss on the disposal of fixed assets.

**Depreciation on non-current assets**

Depreciation expense raised on all classes of assets.

**Interest expenses**

Interest and other costs of finance paid, including costs of finance for loan debentures, overdraft accommodation and refinancing expenses.

**Other expenditure**

Statutory fees, taxes, provision for bad debts, member's fees or levies including WA Fire Brigade Levy and State taxes. Donations and subsidies made to community groups.

**(r) Statement of Objectives**

In order to discharge its responsibilities to the community, the Council has developed a set of operational and financial objectives. These objectives have been established both on an overall basis and for each of its broad activities/programs.

Council operations as disclosed in this statement encompass the following service orientated activities/programs:

**GOVERNANCE**

Administration and operation of facilities and services to members of council. Other costs that relate to the task of assisting elected members and electors on matters which do not concern specific council services.

**GENERAL PURPOSE FUNDING**

Rates, general purpose government grants and interest revenue.

**LAW, ORDER, PUBLIC SAFETY**

Supervision of various by-laws, fire prevention and animal control.

**HEALTH**

Monitor and control health standards within the community, provide support and assistance with airstrips to enable all residents access to the Royal Flying Doctor for regular and emergency health services. Analytical services.

**SHIRE OF MENZIES**  
**NOTES TO THE STATEMENT OF FINANCIAL ACTIVITY**  
**For the Period Ended 31st July 2014**

**1. SIGNIFICANT ACCOUNTING POLICIES (Continued)**

**(r) STATEMENT OF OBJECTIVE (Continued)**

**EDUCATION AND WELFARE**

Support of education facilities within the Shire and of any external resources necessary to assist with education programmes for all residents.

**HOUSING**

Provision and maintenance of staff housing.

**COMMUNITY AMENITIES**

Maintain a refuse site for the settlement.

**RECREATION AND CULTURE**

Provide a library and museum and operation thereof. Maintain recreation centre, sports field, parks, gardens and other recreational facilities.

**TRANSPORT**

Construction and maintenance of roads, drainage works and traffic signs. Maintenance of settlement airstrip.

**ECONOMIC SERVICES**

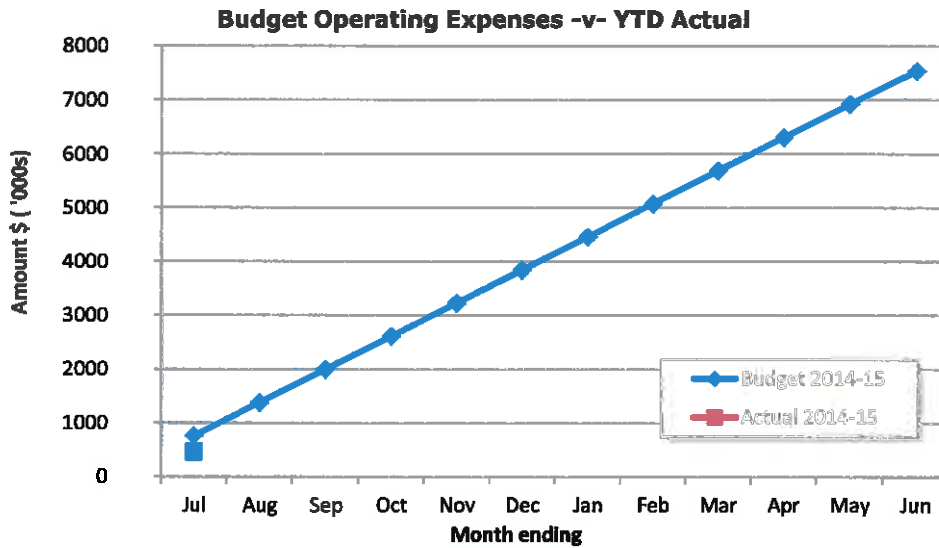
Building control, provision of power and water supplies. Supply and maintenance of television re-broadcast installation. Provision of radio communication. Maintenance of caravan park. Vermin control and area promotion.

**OTHER PROPERTY & SERVICES**

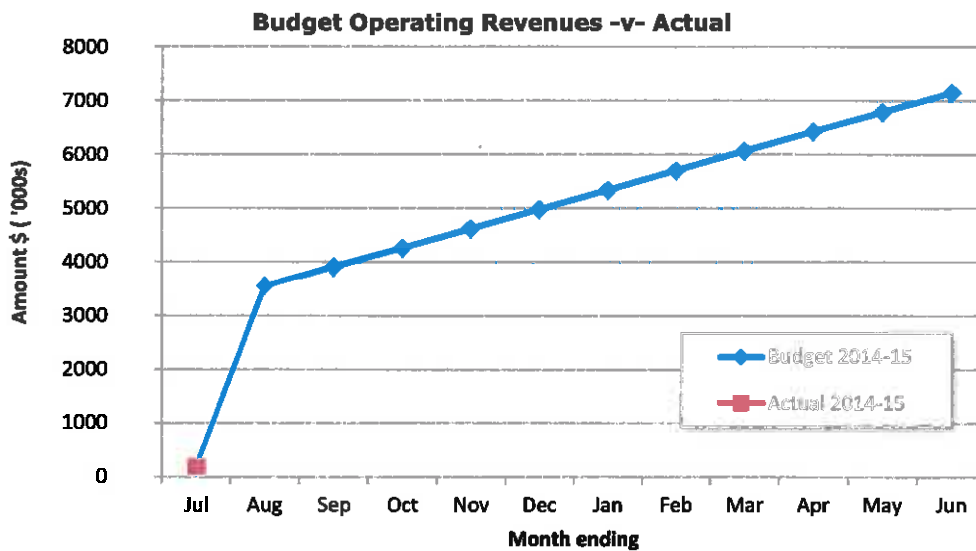
Private works operations, plant repairs and operations costs.

**SHIRE OF MENZIES**  
**NOTES TO THE STATEMENT OF FINANCIAL ACTIVITY**  
**For the Period Ended 31st July 2014**

**Note 2 - Graphical Representation - Source Statement of Financial Activity**



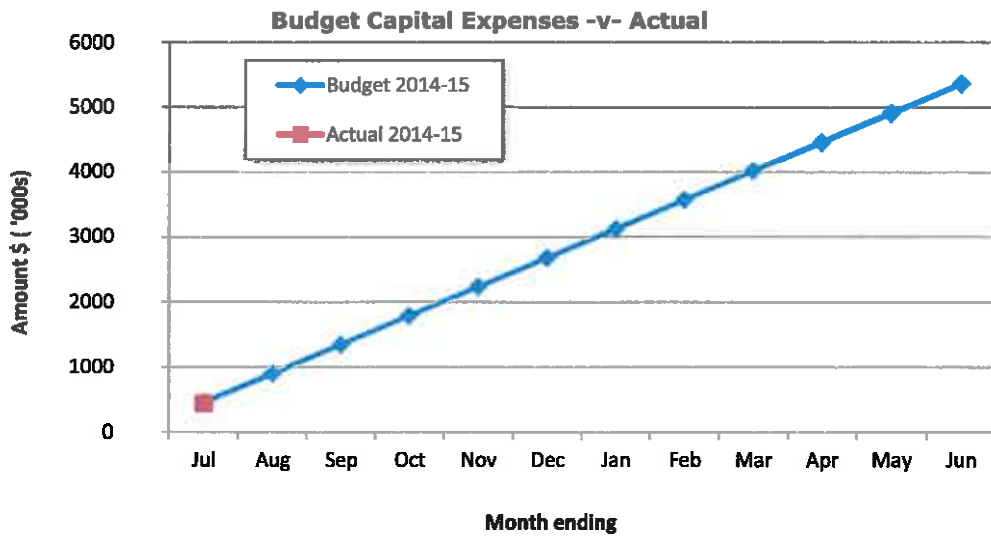
**Comments/Notes - Operating Expenses**



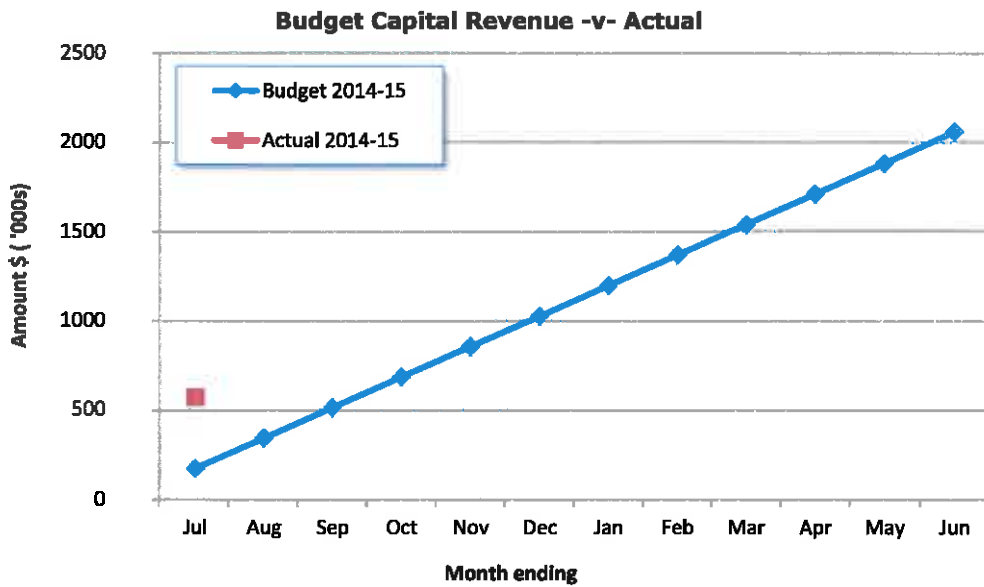
**Comments/Notes - Operating Revenues**

**SHIRE OF MENZIES**  
**NOTES TO THE STATEMENT OF FINANCIAL ACTIVITY**  
**For the Period Ended 31st July 2014**

**Note 2 - Graphical Representation - Source Statement of Financial Activity**



**Comments/Notes - Capital Expenses**

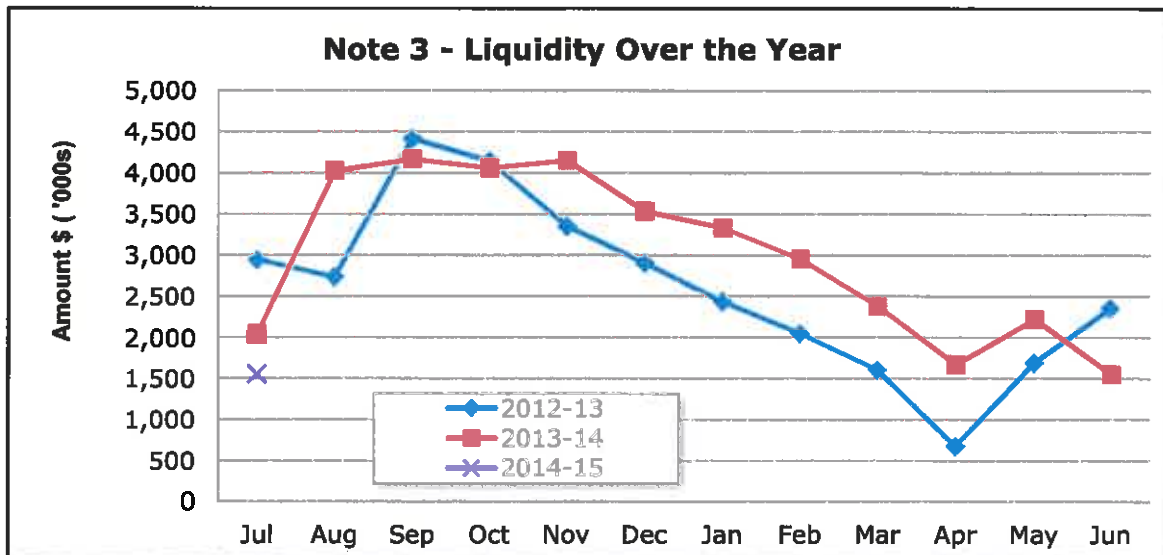


**Comments/Notes - Capital Revenues**

**SHIRE OF MENZIES**  
**NOTES TO THE STATEMENT OF FINANCIAL ACTIVITY**  
**For the Period Ended 31st July 2014**

**Note 3: NET CURRENT FUNDING POSITION**

|                                     |   | Positive=Surplus (Negative=Deficit) |                  |                  |
|-------------------------------------|---|-------------------------------------|------------------|------------------|
|                                     |   | YTD 31st                            | 30th June        | YTD 31st         |
|                                     |   | July 2014                           | 2014             | July 2013        |
|                                     |   | \$                                  | \$               | \$               |
| <b>Current Assets</b>               |   |                                     |                  |                  |
| Cash Unrestricted                   | 4 | 1,182,777                           | 1,140,123        | 1,992,263        |
| Cash Restricted                     | 4 | 2,208,161                           | 2,556,161        | 2,530,972        |
| Receivables - Rates                 | 6 | 508,663                             | 471,889          | 599,783          |
| Receivables -Other                  | 6 | 394,639                             | 356,392          | 465,742          |
| Provision for Doubtful Debts        |   | (200,000)                           | (200,000)        | (581,962)        |
| Inventories                         |   | 27,919                              | 5,983            | 11,009           |
|                                     |   | 4,122,159                           | 4,330,548        | 5,017,807        |
| <b>Less: Current Liabilities</b>    |   |                                     |                  |                  |
| Payables                            |   | (354,309)                           | (224,209)        | (444,685)        |
| Provisions                          |   | (89,873)                            | (89,873)         | (60,744)         |
|                                     |   | (444,182)                           | (314,082)        | (505,429)        |
| Less: Cash Reserves                 | 7 | (2,208,161)                         | (2,556,161)      | (2,530,972)      |
| Add: Cash Backed Leave Provisions   |   | 89,873                              | 89,873           | 60,744           |
| <b>Net Current Funding Position</b> |   | <b>1,559,689</b>                    | <b>1,550,178</b> | <b>2,042,150</b> |



Comments - Net Current Funding Position

**SHIRE OF MENZIES**  
**NOTES TO THE STATEMENT OF FINANCIAL ACTIVITY**  
**For the Period Ended 31st July 2014**

**Note 4: CASH AND INVESTMENTS**

| Interest Rate                 | Unrestricted \$  | Restricted \$    | Trust \$     | Total Amount \$  | Institution | Maturity Date |
|-------------------------------|------------------|------------------|--------------|------------------|-------------|---------------|
| Variable                      | 605,448          |                  |              | 605,448          | NAB         | Cheque Acc.   |
|                               | 75,725           |                  |              | 75,725           | NAB         |               |
| Variable                      |                  |                  | 4,400        | 4,400            | NAB         | Cheque Acc.   |
| Nil                           | 1,604            |                  |              | 1,604            | N/A         | On Hand       |
| <b>(b) Term Deposits</b>      |                  |                  |              |                  |             |               |
| Municipal Investment Reserves | 500,000          |                  |              | 500,000          | NAB         | Various       |
|                               |                  | 2,208,161        |              | 2,208,161        | NAB         | Various       |
| <b>(c) Other Investments</b>  |                  |                  |              |                  |             |               |
| N/A                           |                  |                  |              | 0                |             |               |
| <b>Total</b>                  | <b>1,182,777</b> | <b>2,208,161</b> | <b>4,400</b> | <b>3,395,338</b> |             |               |

Comments/Notes - Investments





**SHIRE OF MENZIES**  
**NOTES TO THE STATEMENT OF FINANCIAL ACTIVITY**  
**For the Period Ended 31st July 2014**

**Note 6: RECEIVABLES**

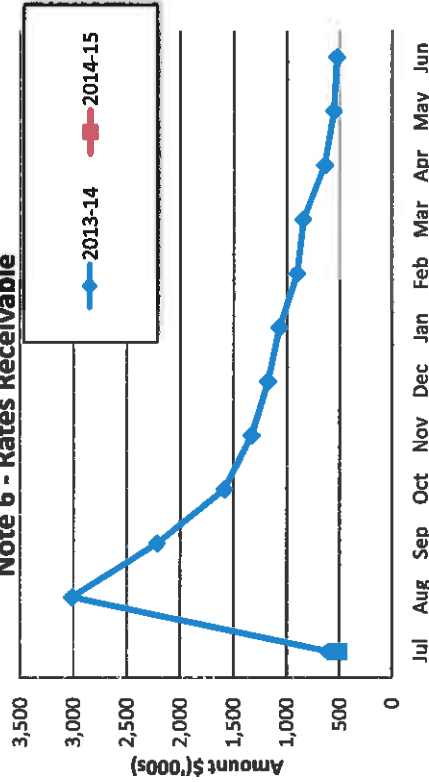
**Receivables - Rates Receivable**

|                                |                 |
|--------------------------------|-----------------|
| Opening Arrears Previous Years | \$ 770,454      |
| Levied this year               | 954             |
| Less Collections to date       | <b>(16,765)</b> |
| Equals Current Outstanding     | <b>508,663</b>  |

**Net Rates Collectable**  
 % Collected

|  |                           |                           |
|--|---------------------------|---------------------------|
|  | <b>YTD 31st July 2014</b> | <b>YTD 30th June 2013</b> |
|  | \$ 524,474                | \$ 770,454                |
|  | <b>(16,765)</b>           | <b>2,418,257</b>          |
|  | <b>508,663</b>            | <b>(2,664,237)</b>        |
|  | <b>508,663</b>            | <b>524,474</b>            |
|  | <b>3.19%</b>              | <b>83.55%</b>             |

**Note 6 - Rates Receivable**



**Comments/Notes - Receivables Rates**

**Receivables - General**

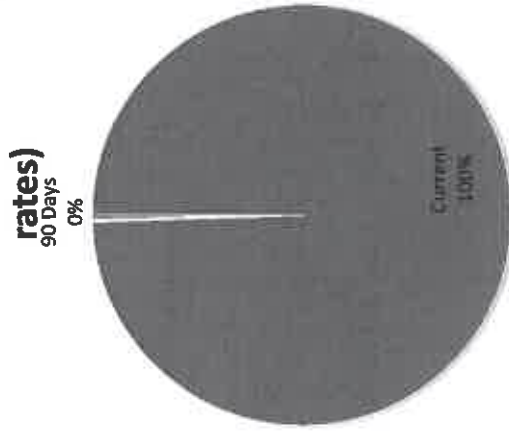
|  |                |                |                |                 |
|--|----------------|----------------|----------------|-----------------|
|  | <b>Current</b> | <b>30 Days</b> | <b>60 Days</b> | <b>90+ Days</b> |
|  | \$ 392,540     | \$ 408         | \$ 426         | \$ 1,265        |

**Total Receivables General Outstanding**

**394,639**

Amounts shown above include GST (where applicable)

**Note 6 - Accounts Receivable (non-rates)**



**Comments/Notes - Receivables General**


90 days or more

|                 |             |
|-----------------|-------------|
| Tralina Tucker  | 775         |
| Stanley Vincent | 490         |
|                 | <b>1265</b> |

**SHIRE OF MENZIES**  
**NOTES TO THE STATEMENT OF FINANCIAL ACTIVITY**  
For the Period Ended 31st July 2014

**Note 7: Cash Backed Reserve.**

| 2014-15<br>Name             | Opening Balance  | Adopted Budget Interest Earned | Actual Interest Earned | Adopted Budget Transfers In (+) | Actual Transfers In (+) | Adopted Budget Transfers Out (-) | Actual Transfers Out (-) | Transfer out Reference | Adopted Budget Closing Balance | Actual YTD Closing Balance |
|-----------------------------|------------------|--------------------------------|------------------------|---------------------------------|-------------------------|----------------------------------|--------------------------|------------------------|--------------------------------|----------------------------|
| Leave Reserve               | \$ 175,720       | \$ 6,015                       | \$ 0                   | \$ 0                            | \$ 0                    | \$ 0                             | \$ 0                     |                        | \$ 181,735                     | \$ 175,720                 |
| Plant Reserve               | 521,122          | 17,839                         | 0                      | 0                               | 0                       | 0                                | 0                        |                        | 538,961                        | 521,122                    |
| Building Reserve            | 702,996          | 24,064                         | 0                      | 0                               | 0                       | (438,000)                        | (348,000)                |                        | 727,060                        | 354,996                    |
| TV Reserve                  | 14,353           | 491                            | 0                      | 0                               | 0                       | 0                                | 0                        |                        | 14,844                         | 14,353                     |
| Road Reserve                | 180,828          | 6,190                          | 0                      | 5,259                           | 0                       | 0                                | 0                        |                        | 192,277                        | 180,828                    |
| Main Street Reserve         | 64,747           | 2,216                          | 0                      | 0                               | 0                       | 0                                | 0                        |                        | 66,963                         | 64,747                     |
| Staff Amenities             | 154,392          | 5,285                          | 0                      | 0                               | 0                       | 0                                | 0                        |                        | 159,677                        | 154,392                    |
| Caravan Park Reserve        | 289,192          | 9,899                          | 0                      | 0                               | 0                       | 0                                | 0                        |                        | 299,091                        | 289,192                    |
| Rates Future Claims Reserve | 42,272           | 1,447                          | 0                      | 0                               | 0                       | 0                                | 0                        |                        | 43,719                         | 42,272                     |
| Bitumen Road Reserve        | 191,605          | 6,559                          | 0                      | 0                               | 0                       | 0                                | 0                        |                        | 198,164                        | 191,605                    |
| Niagara Dam Reserve         | 115,103          | 3,940                          | 0                      | 0                               | 0                       | 0                                | 0                        |                        | 119,043                        | 115,103                    |
| Water Park Reserve          | 103,831          | 3,555                          | 0                      | 0                               | 0                       | 0                                | 0                        |                        | 107,386                        | 103,831                    |
|                             | <b>2,556,161</b> | <b>87,500</b>                  | <b>0</b>               | <b>5,259</b>                    | <b>0</b>                | <b>(438,000)</b>                 | <b>(348,000)</b>         |                        | <b>2,648,920</b>               | <b>2,209,161</b>           |



SHIRE OF MENZIES  
NOTES TO THE STATEMENT OF FINANCIAL ACTIVITY  
For the Period Ended 31st July 2014

Note 8: CAPITAL DISPOSALS AND ACQUISITIONS

| Actual YTD Profit/(Loss) of Asset Disposal |            |          |               | Disposals                   | Adopted Budget<br>YTD 31st July 2014 |                      |          |
|--|------------|----------|---------------|-----------------------------|--------------------------------------|----------------------|----------|
| Cost                                       | Accum Depr | Proceeds | Profit (Loss) |                             | Adopted Budget Profit/(Loss)         | Actual Profit/(Loss) | Variance |
| \$   | \$         | \$       | \$            |                             | \$                                   | \$                   | \$       |
|  |            |          |               | <b>Plant and Equipment</b>  |                                      |                      |          |
|  |            |          | 0             | Ute 1 - Plant P0154 A213    | 7,600                                | 0                    | (7,600)  |
|  |            |          | 0             | Ute 2 - Plant 0133 A211     | 7,600                                | 0                    | (7,600)  |
|  |            |          | 0             | MWS -Plant P0174 A327       | (4,000)                              | 0                    | 4,000    |
|  |            |          | 0             | Crew Cab - Plant P0130 A299 | (9,000)                              | 0                    | 9,000    |
|  |            |          | 0             |                             |                                      | 0                    | 0        |
|  |            |          | 0             |                             |                                      | 0                    | 0        |
|  |            |          | 0             |                             |                                      | 0                    | 0        |
|  |            |          | 0             |                             |                                      | 0                    | 0        |
| 0  | 0          | 0        | 0             |                             | 2,200                                | 0                    | (2,200)  |

Comments - Capital Disposal/Replacements

| Comments | Summary Acquisitions           | Adopted Budget<br>YTD 31st July 2014 |                |                    |
|----------|--------------------------------|--------------------------------------|----------------|--------------------|
|          |                                | Amended Budget                       | Actual         | Variance           |
|          |                                | \$                                   | \$             | \$                 |
|          | <b>Land and Buildings</b>      | 1,231,175                            | 429,129        | (802,046)          |
|          | <b>Plant and Equipment</b>     | 810,300                              | 0              | (810,300)          |
|          | <b>Furniture and Equipment</b> | 28,000                               | 0              | (28,000)           |
|          | <b>Infrastructure - Roads</b>  | 2,792,087                            | 941            | (2,791,146)        |
|          | <b>Infrastructure - Other</b>  | 400,000                              | 0              | (400,000)          |
|          | <b>Capital Totals</b>          | <b>5,261,562</b>                     | <b>430,070</b> | <b>(4,831,492)</b> |

Comments - Capital Acquisitions

**SHIRE OF MENZIES**  
**NOTES TO THE STATEMENT OF FINANCIAL ACTIVITY**  
**For the Period Ended 31st July 2014**

**Note 8: CAPITAL DISPOSALS AND ACQUISITIONS**

| Comments | Land and Buildings              | Adopted Budget     |                |                  |
|----------|---------------------------------|--------------------|----------------|------------------|
|          |                                 | YTD 31st July 2014 |                |                  |
|          |                                 | Adopted Budget     | Actual         | Variance         |
|          |                                 | \$                 | \$             | \$               |
|          | Buy Land                        | 20,000             |                | (20,000)         |
|          | 2 New Houses                    | 650,000            |                | (650,000)        |
|          | Solar Panels for Houses         | 50,000             |                | (50,000)         |
|          | Fencing for New Houses          | 40,000             |                | (40,000)         |
|          | Landscaping                     | 48,000             |                | (48,000)         |
|          | Sheds                           | 112,000            |                | (112,000)        |
|          | Landscaping for Shenton Units   | 10,500             |                | (10,500)         |
|          | Remove Asbestos from 10 Shenton | 30,675             |                | (30,675)         |
|          | CEO XA and MW new fencing       | 5,000              |                | (5,000)          |
|          | Hall Toilets                    | 180,000            |                | (180,000)        |
|          | Upgrade Old Catholic Church     | 25,000             |                | (25,000)         |
|          | Depot Extension                 | 60,000             |                | (60,000)         |
|          | Carryover Construct 4 Dwellings | 0                  | 429,129        | 429,129          |
|          | <b>Capital Totals</b>           | <b>1,231,175</b>   | <b>429,129</b> | <b>(802,046)</b> |

| Comments | Plant & Equipment         | Adopted Budget     |          |                      |
|----------|---------------------------|--------------------|----------|----------------------|
|          |                           | YTD 31st July 2014 |          |                      |
|          |                           | Adopted Budget     | Actual   | Variance (Under)Over |
|          |                           | \$                 | \$       | \$                   |
|          | New Pound (Mobile)        | 20,000             |          | (20,000)             |
|          | Crew Cab Truck            | 85,000             |          | (85,000)             |
|          | MWS Vehicle               | 86,300             |          | (86,300)             |
|          | Ute 1                     | 40,000             |          | (40,000)             |
|          | Ute 2                     | 40,000             |          | (40,000)             |
|          | Grader                    | 360,000            |          | (360,000)            |
|          | Mtce Grader Accommodation | 140,000            |          | (140,000)            |
|          | Loadrite                  | 12,000             |          | (12,000)             |
|          | 5' Single Rotor Slasher   | 7,000              |          | (7,000)              |
|          | Traffic Counters          | 20,000             |          | (20,000)             |
|          |                           |                    |          | 0                    |
|          | <b>Capital Totals</b>     | <b>810,300</b>     | <b>0</b> | <b>(810,300)</b>     |

**SHIRE OF MENZIES**  
**NOTES TO THE STATEMENT OF FINANCIAL ACTIVITY**  
**For the Period Ended 31st July 2014**

**Note 8: CAPITAL DISPOSALS AND ACQUISITIONS**

| Comments | Furniture & Equipment | Adopted Budget     |          |                      |
|----------|-----------------------|--------------------|----------|----------------------|
|          |                       | YTD 31st July 2014 |          |                      |
|          |                       | Adopted Budget     | Actual   | Variance (Under)Over |
|          |                       | \$                 | \$       | \$                   |
|          | Council Table         | 18,000             |          | (18,000)             |
|          | New Locking System    | 10,000             |          | (10,000)             |
|          |                       |                    |          | 0                    |
|          |                       |                    |          | 0                    |
|          |                       |                    |          | 0                    |
|          | <b>Capital Totals</b> | <b>28,000</b>      | <b>0</b> | <b>(28,000)</b>      |

| Comments | Roads                                   | Adopted Budget     |            |                      |
|----------|---|--------------------|------------|----------------------|
|          |   | YTD 31st July 2014 |            |                      |
|          |   | Adopted Budget     | Actual     | Variance (Under)Over |
|          |   | \$                 | \$         | \$                   |
|          | Evanston-Menzies Road CRSF              | 307,000            |            | (307,000)            |
|          | Menzies Northwest Road                  | 130,043            |            | (130,043)            |
|          | Evanston-Menzies Road RRG               | 280,000            |            | (280,000)            |
|          | Yarri Road RRG                          | 130,000            |            | (130,000)            |
|          | Shire House Crossovers                  | 165,544            |            | (165,544)            |
|          | Menzies Northwest Road R2R              | 329,500            |            | (329,500)            |
|          | Menzies Northwest Road                  | 700,000            |            | (700,000)            |
|          | Foot Paths - Walsh & Kensington         | 100,000            |            | (100,000)            |
|          | Tjutjun Access - muni                   | 219,000            |            | (219,000)            |
|          | Main Street Upgrade-muni                | 350,000            | 761        | (349,239)            |
|          | Connie Sue - muni funds                 | 31,000             |            | (31,000)             |
|          | Connie Sue - R2R remote abor access rds | 50,000             |            | (50,000)             |
|          | Carryover MNW Culverts & Seal           | 0                  | 180        | 180                  |
|          |   |                    |            | 0                    |
|          |   |                    |            | 0                    |
|          |   |                    |            | 0                    |
|          | <b>Capital Totals</b>                   | <b>2,792,087</b>   | <b>941</b> | <b>(2,791,146)</b>   |

| Comments | Other Infrastructure  | Adopted Budget     |          |                      |
|----------|-----------------------|--------------------|----------|----------------------|
|          |                       | YTD 31st July 2014 |          |                      |
|          |                       | Adopted Budget     | Actual   | Variance (Under)Over |
|          |                       | \$                 | \$       | \$                   |
|          | Water Park            | 350,000            |          | (350,000)            |
|          | War Memorial Park     | 50,000             |          | (50,000)             |
|          | <b>Capital Totals</b> | <b>400,000</b>     | <b>0</b> | <b>(400,000)</b>     |

**SHIRE OF MENZIES**  
**NOTES TO THE STATEMENT OF FINANCIAL ACTIVITY**  
**For the Period Ended 31st July 2014**

| <b>Note 9: RATING INFORMATION</b> |                   | <b>Rate in \$</b> | <b>Number of Properties</b> | <b>Rateable Value \$</b> | <b>Rate Revenue \$</b> | <b>Interim Rates \$</b> | <b>Back Rates \$</b> | <b>Total Revenue \$</b> | <b>Adopted Budget Rate Revenue \$</b> | <b>Adopted Budget Interim Rate \$</b> | <b>Adopted Budget Back Rate \$</b> | <b>Adopted Budget Total Revenue \$</b> |
|-----------------------------------|-------------------|-------------------|-----------------------------|--------------------------|------------------------|-------------------------|----------------------|-------------------------|---------------------------------------|---------------------------------------|------------------------------------|--|
| <b>Differential General Rate</b>  |                   |                   |                             |                          |                        |                         |                      |                         |                                       |                                       |                                    |  |
| GRV                               |                   | 0.07172           | 30                          | 198,484                  | 0                      | 0                       | 0                    | 0                       | 14,235                                | (2,000)                               | 0                                  | 12,235                                 |
| UV                                | Pastoral          | 0.03690           | 19                          | 1,072,874                | 0                      | 0                       | 0                    | 0                       | 39,589                                | 0                                     | 0                                  | 39,589                                 |
|                                   | Other             | 0.02480           | 0                           | 0                        | 0                      | 0                       | 0                    | 0                       | 0                                     | 0                                     | 0                                  | 0                                      |
| UV                                | Mining            | 0.13990           | 783                         | 17,152,488               | 0                      | (67)                    | 0                    | (67)                    | 2,399,633                             | 35,000                                | 0                                  | 2,434,633                              |
|                                   | <b>Sub-Totals</b> |                   | 832                         | 18,423,846               | 0                      | (67)                    | 0                    | (67)                    | 2,453,457                             | 33,000                                | 0                                  | 2,486,457                              |
| <b>Minimum Rates</b>              |                   |                   |                             |                          |                        |                         |                      |                         |                                       |                                       |                                    |  |
| GRV                               |                   | 200               | 235                         | 36,867                   | 0                      | 0                       | 0                    | 0                       | 47,000                                | (15,000)                              | 0                                  | 32,000                                 |
| UV                                | Pastoral          | 200               | 7                           | 19,582                   | 0                      | 0                       | 0                    | 0                       | 1,400                                 | 0                                     | 0                                  | 1,400                                  |
|                                   | Other             | 200               | 123                         | 339,180                  | 0                      | 0                       | 0                    | 0                       | 24,600                                | 0                                     | 0                                  | 24,600                                 |
| UV                                | Mining            | 250               | 545                         | 455,706                  | 0                      | 0                       | 0                    | 0                       | 136,250                               | 0                                     | 0                                  | 136,250                                |
|                                   | <b>Sub-Totals</b> |                   | 910                         | 851,335                  | 0                      | 0                       | 0                    | 0                       | 209,250                               | (15,000)                              | 0                                  | 194,250                                |
| <b>Write offs</b>                 |                   |                   |                             |                          |                        |                         |                      |                         |                                       |                                       |                                    |  |
| <b>Totals</b>                     |                   |                   |                             |                          |                        |                         |                      | (67)                    |                                       |                                       |                                    | 2,680,707                              |
|                                   |                   |                   |                             |                          |                        |                         |                      |                         |                                       |                                       |                                    | 2,680,707                              |

**Comments - Rating Information**

All land except exempt land in the Shire of Menzies is rated according to its Gross Rental Value (GRV) in town sites or Unimproved Value (UV) in the remainder of the Shire.

The differential rates detailed above for the 2014/15 financial year have been determined by Council on the basis of raising the revenue required to meet the deficiency between the total estimated expenditure proposed in the budget and the estimated revenue to be received from all sources other than rates and also bearing considering the extent of any increase in rating over the level adopted in the previous year.

The minimum rates have been determined by Council on the basis that all ratepayers must make a reasonable contribution to the cost of the Local Government services/facilities.

**SHIRE OF MENZIES**  
**NOTES TO THE STATEMENT OF FINANCIAL ACTIVITY**  
**For the Period Ended 31st July 2014**

**10. INFORMATION ON BORROWINGS**

(a) Debenture Repayments

Council has no borrowings.

(b) New Debentures

No new debentures were raised during the reporting period.



**SHIRE OF MENZIES**  
**NOTES TO THE STATEMENT OF FINANCIAL ACTIVITY**  
**For the Period Ended 31st July 2014**

**Note 11: GRANTS AND CONTRIBUTIONS**

| Program/Details<br>GL                    | Grant Provider            | Approval | 2014-15<br>Budget<br>Adopted | Variations<br>Additions<br>(Deletions) | Operating        | Capital          | Received       | Recoup Status<br>Not Received |
|--|---------------------------|----------|------------------------------|--|------------------|------------------|----------------|-------------------------------|
|  |                           | (Y/N)    | \$                           | \$                                     | \$               | \$               | \$             | \$                            |
| <b>GENERAL PURPOSE GRANTS</b>            |                           |          |                              |  |                  |                  |                |                               |
| I032010-Grants Commission                | WALGGC                    |          | 1,714,415                    |  | 1,714,415        |                  |                | 1,714,415                     |
| I032020-Federal Roads                    | WALGGC                    |          |                              |  | 0                |                  |                | 0                             |
| <b>LAW, ORDER, PUBLIC SAFETY</b>         |                           |          |                              |  |                  |                  |                |                               |
| I051010-Fire Prevention Grant            | DFES                      |          | 2,000                        |  | 2,000            |                  |                | 2,000                         |
| <b>RECREATION AND CULTURE</b>            |                           |          |                              |  |                  |                  |                |                               |
| I113010-Menzies Water Park               | CSRFF                     |          | 150,000                      |  |                  | 150,000          |                | 150,000                       |
| I113010-Menzies Water Park               | Lotterywest               |          | 120,000                      |  |                  | 120,000          |                | 120,000                       |
| I117100-War Memorial Grants              | Lotterywest               |          | 20,000                       |  | 20,000           |                  |                | 20,000                        |
| I117100-War Memorial Grants              | Dept of Veteran's Affairs |          | 15,000                       |  | 15,000           |                  |                | 15,000                        |
| I117100-War Memorial Grants              | Minara                    |          | 15,000                       |  | 15,000           |                  |                | 15,000                        |
| <b>TRANSPORT</b>                         |                           |          |                              |  |                  |                  |                |                               |
| <b>MRWA ROAD FUNDING</b>                 |                           |          |                              |  |                  |                  |                |                               |
| I122102-Direct Grants                    | MRWA Direct               |          | 140,000                      | 8,800                                  | 148,800          |                  | 148,800        | 0                             |
| I122103-MRWA Subsidies                   | MRWA                      |          |                              | 1,713                                  | 1,713            |                  | 1,713          | 0                             |
| I122116-Commodity Route Evanston-Menzies | MRWA                      |          | 190,000                      |  |                  | 190,000          |                | 114,000                       |
| I122126-Yarri Rd - RRG                   | RRG                       |          | 86,667                       |  |                  | 86,667           |                | 52,000                        |
| I122140-Evanston Menzies RRG             | RRG                       |          | 186,667                      |  |                  | 186,667          |                | 112,132                       |
| I122142-Menzies NW - RRG                 | RRG                       |          | 86,667                       |  |                  | 86,667           |                | 52,000                        |
| I122116-Commodity Route                  | MRWA                      |          |                              |  |                  |                  |                | 0                             |
| <b>OTHER ROAD/STREETS GRANTS</b>         |                           |          |                              |  |                  |                  |                |                               |
| I122050-Local Roads Grant                | WALGGC                    |          | 340,000                      |  |                  | 340,000          |                | 340,000                       |
| I122100-Menzies North - R2R              | Building Program          |          | 329,500                      |  |                  | 329,500          |                | 329,500                       |
| I122143-Other - Footpaths                | Bicycle Network           |          | 50,000                       |  |                  | 50,000           |                | 50,000                        |
| I1221700-Flood Damage WANDRRA            | DFES                      |          | 2,028,865                    |  | 2,028,865        |                  |                | 2,028,865                     |
| <b>ECONOMIC SERVICES</b>                 |                           |          |                              |  |                  |                  |                |                               |
| I113600-Grant Income CRC                 | DRD                       |          | 111,000                      |  | 111,000          |                  |                | 111,000                       |
| <b>TOTALS</b>                            |                           |          | <b>5,585,781</b>             | <b>10,513</b>                          | <b>4,056,793</b> | <b>1,539,501</b> | <b>370,382</b> | <b>5,225,912</b>              |
|  | Operating                 |          | 4,046,280                    |  |                  |                  |                | 150,513                       |
|  | Non-operating             |          | 1,539,501                    |  |                  |                  |                | 219,869                       |
|  |                           |          | <u>5,585,781</u>             |  |                  |                  |                | <u>370,382</u>                |

**SHIRE OF MENZIES**  
**NOTES TO THE STATEMENT OF FINANCIAL ACTIVITY**  
**For the Period Ended 31st July 2014**

**Note 12: TRUST FUND**

Funds held at balance date over which the Shire has no control and which are not included in this statement are as follows:

| Description   | Opening Balance<br>1-Jul-14 | Amount Received | Amount Paid  | Closing Balance<br>31-Jul-14 |
|---------------|-----------------------------|-----------------|--------------|------------------------------|
| Housing Bonds | \$ 3,400                    | \$ 0            | \$ (600)     | \$ 2,800                     |
| Pet Bonds     | 1,600                       | 0               | 0            | 1,600                        |
|               | <b>5,000</b>                | <b>0</b>        | <b>(600)</b> | <b>4,400</b>                 |

**Shire of Menzies**  
**Income Statement by Program (Detailed)**  
**For the period 1 July 2014 to 31 July 2014**

|  | Jul 14    | YTD Budget | \$ Over Budget | Annual Budget |
|--|-----------|------------|----------------|---------------|
| <b>Income</b>                                      |           |            |                |               |
| <b>I03 · General Purpose Funding revenue</b>       |           |            |                |               |
| <b>I031000 · Rating revenue</b>                    |           |            |                |               |
| I031001 · UV Rates Revenue - Mining                | 0.00      | 0.00       | 0.00           | 2,399,633.00  |
| I031003 · UV Pastoral                              | 0.09      | 0.00       | 0.09           | 39,589.00     |
| I031010 · GRV Rates Residential                    | 0.00      | 0.00       | 0.00           | 14,235.00     |
| <b>I031040 · Minimum Rates Raised</b>              |           |            |                |               |
| I031041 · UV Mining                                | 0.00      | 0.00       | 0.00           | 136,250.00    |
| I031042 · UV Other                                 | 0.00      | 0.00       | 0.00           | 24,600.00     |
| I031043 · UV Pastoral Mins                         | 0.00      | 0.00       | 0.00           | 1,400.00      |
| I031040 · Minimum Rates Raised - Oth               | 0.00      | 0.00       | 0.00           | 47,000.00     |
| <b>Total I031040 · Minimum Rates Raised</b>        | 0.00      | 0.00       | 0.00           | 209,250.00    |
| <b>I031300 · Interim Rates</b>                     |           |            |                |               |
| I031301 · GRV Interim Rates                        | 0.00      | 0.00       | 0.00           | -17,000.00    |
| I031302 · UV Interim Mining Rates                  | 0.00      | 0.00       | 0.00           | 35,000.00     |
| I031300 · Interim Rates - Other                    | -67.27    |            |                |               |
| <b>Total I031300 · Interim Rates</b>               | -67.27    | 0.00       | -67.27         | 18,000.00     |
| I031310 · Rates Write offs                         | 0.00      | 0.00       | 0.00           | 0.00          |
| I031311 · Instalment Charges                       | 0.00      | 0.00       | 0.00           | 750.00        |
| I031312 · LG Penalty Interest                      | 47.59     | 2,500.00   | -2,452.41      | 30,000.00     |
| I031320 · Rates Accounts Inquiries                 | 54.55     |            |                |               |
| I031321 · Legal Charges                            | 0.00      | 38.00      | -38.00         | 500.00        |
| <b>Total I031000 · Rating revenue</b>              | 34.96     | 2,538.00   | -2,503.04      | 2,711,957.00  |
| <b>I032 · General Purpose Funding Other</b>        |           |            |                |               |
| I032010 · WALGGC General Purpose Grai              | 0.00      | 142,867.00 | -142,867.00    | 1,714,415.00  |
| I032020 · WALGGC Local Roads Grant                 | 0.00      | 0.00       | 0.00           | 0.00          |
| I032030 · ESL Penalty Interest                     | 1.84      | 56.00      | -54.16         | 650.00        |
| I032040 · Interest on Municipal Investmer          | -439.97   | 4,587.00   | -5,026.97      | 55,000.00     |
| I032042 · Interest on Reserve Investment           | -3,164.06 | 7,288.00   | -10,452.06     | 87,500.00     |
| <b>Total I032 · General Purpose Funding Other</b>  | -3,602.19 | 154,798.00 | -158,400.19    | 1,857,565.00  |
| <b>Total I03 · General Purpose Funding revenue</b> | -3,567.23 | 157,336.00 | -160,903.23    | 4,569,522.00  |
| <b>I04 · Governance Revenue</b>                    |           |            |                |               |
| <b>I042 · Other Governance Revenue</b>             |           |            |                |               |
| I042010 · Governance Reimbursements                | 824.00    | 38.00      | 786.00         | 500.00        |
| I042015 · Insurance Reimbursements                 | 0.00      | 212.00     | -212.00        | 2,500.00      |
| I042020 · Sale of History Books                    | 0.00      | 0.00       | 0.00           | 0.00          |
| I042021 · Sale of Souvenirs                        | 0.00      | 0.00       | 0.00           | 0.00          |
| <b>Total I042 · Other Governance Revenue</b>       | 824.00    | 250.00     | 574.00         | 3,000.00      |
| <b>Total I04 · Governance Revenue</b>              | 824.00    | 250.00     | 574.00         | 3,000.00      |
| <b>I05 · Law Order &amp; Public Safety Reven</b>   |           |            |                |               |
| <b>I051 · Fire Prevention Revenue</b>              |           |            |                |               |
| I051010 · FESA Operating Grant                     | 0.00      | 163.00     | -163.00        | 2,000.00      |
| I051015 · Other Revenue                            | 0.00      | 0.00       | 0.00           | 0.00          |
| I051020 · Admin fee Fire Prev Rev                  | 0.00      | 337.00     | -337.00        | 4,000.00      |

**Shire of Menzies**  
**Income Statement by Program (Detailed)**  
**For the period 1 July 2014 to 31 July 2014**

|  |          |           |            |            |
|--|----------|-----------|------------|------------|
| <b>I051800 · Non-reciprocated Contribution</b>         | 0.00     | 0.00      | 0.00       | 0.00       |
| <b>Total I051 · Fire Prevention Revenue</b>            | 0.00     | 500.00    | -500.00    | 6,000.00   |
| <b>I052 · Animal Control Revenue</b>                   |          |           |            |            |
| <b>I052010 · Dog Registration Fees</b>                 | 0.00     | 31.00     | -31.00     | 350.00     |
| <b>I052020 · Cat Registration Fees</b>                 | 0.00     | 12.00     | -12.00     | 100.00     |
| <b>Total I052 · Animal Control Revenue</b>             | 0.00     | 43.00     | -43.00     | 450.00     |
| <b>Total I05 · Law Order &amp; Public Safety Reven</b> | 0.00     | 543.00    | -543.00    | 6,450.00   |
| <b>I07 · Health Revenue</b>                            |          |           |            |            |
| <b>I072 · Health Administration Revenue</b>            |          |           |            |            |
| <b>I072010 · Septic Tank Application Fees</b>          | 0.00     | 38.00     | -38.00     | 500.00     |
| <b>Total I072 · Health Administration Revenue</b>      | 0.00     | 38.00     | -38.00     | 500.00     |
| <b>Total I07 · Health Revenue</b>                      | 0.00     | 38.00     | -38.00     | 500.00     |
| <b>I09 · Housing Revenue</b>                           |          |           |            |            |
| <b>I091 · Staff Housing Revenue</b>                    |          |           |            |            |
| <b>I091010 · Staff Housing Rent Fees</b>               | 1,120.00 | 1,250.00  | -130.00    | 15,000.00  |
| <b>I091030 · Staff Housing Reimbursements</b>          | 0.00     | 68.00     | -68.00     | 750.00     |
| <b>I091031 · Staff Housing Other Revenue</b>           | 0.00     | 30.00     | -30.00     | 250.00     |
| <b>Total I091 · Staff Housing Revenue</b>              | 1,120.00 | 1,348.00  | -228.00    | 16,000.00  |
| <b>I092 · Other Housing</b>                            |          |           |            |            |
| <b>I092010 · Other Housing Rental Fees</b>             | 2,350.00 | 212.00    | 2,138.00   | 2,500.00   |
| <b>I092020 · Dept of Housing Lease Teacher</b>         | 3,670.16 | 3,674.00  | -3.84      | 44,000.00  |
| <b>Total I092 · Other Housing</b>                      | 6,020.16 | 3,886.00  | 2,134.16   | 46,500.00  |
| <b>Total I09 · Housing Revenue</b>                     | 7,140.16 | 5,234.00  | 1,906.16   | 62,500.00  |
| <b>I10 · Community Amenities Revenue</b>               |          |           |            |            |
| <b>I101 · Sanitation Household</b>                     |          |           |            |            |
| <b>I101010 · Rubbish Bins Fees</b>                     | 0.00     | 0.00      | 0.00       | 6,350.00   |
| <b>Total I101 · Sanitation Household</b>               | 0.00     | 0.00      | 0.00       | 6,350.00   |
| <b>I107 · Other Community Amenities</b>                |          |           |            |            |
| <b>I107410 · Grant Other Community Amenit</b>          | 0.00     | 0.00      | 0.00       | 0.00       |
| <b>Total I107 · Other Community Amenities</b>          | 0.00     | 0.00      | 0.00       | 0.00       |
| <b>Total I10 · Community Amenities Revenue</b>         | 0.00     | 0.00      | 0.00       | 6,350.00   |
| <b>I11 · Recreation &amp; Culture Revenue</b>          |          |           |            |            |
| <b>I111 · Halls &amp; Civic Centres</b>                |          |           |            |            |
| <b>I111010 · Hall Hire Fees</b>                        | 0.00     | 12.00     | -12.00     | 100.00     |
| <b>I111020 · Hire Fees Chairs &amp; Tables</b>         | 0.00     | 3.00      | -3.00      | 25.00      |
| <b>I111030 · Sale of Water (Hall Standpipe)</b>        | 12.44    | 31.00     | -18.56     | 350.00     |
| <b>I113010 · Grant - Menzies Water Park</b>            | 0.00     | 22,500.00 | -22,500.00 | 270,000.00 |
| <b>Total I111 · Halls &amp; Civic Centres</b>          | 12.44    | 22,546.00 | -22,533.56 | 270,475.00 |
| <b>I114 · Rebroadcasting Revenue</b>                   |          |           |            |            |
| <b>I114015 · SBS TVDigital Service Subsidy</b>         | 0.00     | 0.00      | 0.00       | 0.00       |
| <b>Total I114 · Rebroadcasting Revenue</b>             | 0.00     | 0.00      | 0.00       | 0.00       |
| <b>I115 · Community Resource Centre</b>                |          |           |            |            |
| <b>I115025 · Lady Shenton Sales Other</b>              | 0.00     | 0.00      | 0.00       | 0.00       |
| <b>I115027 · Post Office Sales</b>                     | 0.00     | 0.00      | 0.00       | 0.00       |
| <b>Total I115 · Community Resource Centre</b>          | 0.00     | 0.00      | 0.00       | 0.00       |
| <b>I116 · Heritage Programs - Revenue</b>              |          |           |            |            |

**Shire of Menzies**  
**Income Statement by Program (Detailed)**  
**For the period 1 July 2014 to 31 July 2014**

|  |                   |                   |                   |                     |
|--|-------------------|-------------------|-------------------|---------------------|
| I116020 · Lotterywest Grant - Old P O                    | 0.00              | 0.00              | 0.00              | 0.00                |
| <b>Total I116 · Heritage Programs - Revenue</b>          | <b>0.00</b>       | <b>0.00</b>       | <b>0.00</b>       | <b>0.00</b>         |
| <b>I117 · Museums &amp; Memorials Revenue</b>            |                   |                   |                   |                     |
| I117100 · War Memorial Grant                             | 0.00              | 4,163.00          | -4,163.00         | 50,000.00           |
| <b>Total I117 · Museums &amp; Memorials Revenue</b>      | <b>0.00</b>       | <b>4,163.00</b>   | <b>-4,163.00</b>  | <b>50,000.00</b>    |
| <b>Total I11 · Recreation &amp; Culture Revenue</b>      | <b>12.44</b>      | <b>26,709.00</b>  | <b>-26,696.56</b> | <b>320,475.00</b>   |
| <b>I12 · Transport Revenue</b>                           |                   |                   |                   |                     |
| <b>I122 · Roads, Streets &amp; Depot Revenue</b>         |                   |                   |                   |                     |
| I122050 · WALGGC Local Roads Grant                       | 0.00              | 28,337.00         | -28,337.00        | 340,000.00          |
| I122052 · Other Grants Capital                           | 0.00              | 0.00              | 0.00              | 0.00                |
| I122100 · Grant Menzies North R2R                        | 0.00              | 27,462.00         | -27,462.00        | 329,500.00          |
| I122101 · TJun Access Indigenous Access                  | 0.00              | 0.00              | 0.00              | 0.00                |
| I122102 · MRWA Direct Grant-Rd Mntnce                    | 148,800.00        | 0.00              | 148,800.00        | 140,000.00          |
| I122103 · MRWA - Subsidies                               | 1,712.58          |                   |                   |                     |
| I122105 · Miscellaneous Permit Fees                      | 500.00            |                   |                   |                     |
| I122116 · MWRA Comm.Route Evanston/I                     | 76,000.00         | 15,837.00         | 60,163.00         | 190,000.00          |
| I122125 · Oak Valley Road RTR                            | 0.00              | 0.00              | 0.00              | 0.00                |
| I122126 · Yarri Road RRG                                 | 34,667.00         | 7,225.00          | 27,442.00         | 86,667.00           |
| I122140 · Evanston Menzies MRWA                          | 74,535.00         | 15,551.00         | 58,984.00         | 186,667.00          |
| I122141 · Evanston Menzies Road RRG2                     | 0.00              | 0.00              | 0.00              | 0.00                |
| I122142 · Menzies North West RRG                         | 34,667.00         | 7,225.00          | 27,442.00         | 86,667.00           |
| I122143 · Footpaths Funding - Bicycle Ne                 | 0.00              | 4,163.00          | -4,163.00         | 50,000.00           |
| I122300 · Profit on Sale of Assets                       | 0.00              | 1,263.00          | -1,263.00         | 15,200.00           |
| I122700 · Flood Damage WANDRRA                           | 0.00              | 169,073.00        | -169,073.00       | 2,028,865.00        |
| <b>Total I122 · Roads, Streets &amp; Depot Revenue</b>   | <b>370,881.58</b> | <b>276,136.00</b> | <b>94,745.58</b>  | <b>3,453,566.00</b> |
| <b>Total I12 · Transport Revenue</b>                     | <b>370,881.58</b> | <b>276,136.00</b> | <b>94,745.58</b>  | <b>3,453,566.00</b> |
| <b>I13 · Economic Services Revenue</b>                   |                   |                   |                   |                     |
| <b>I132 · Tourism &amp; Area Promotion Revenue</b>       |                   |                   |                   |                     |
| I132030 · Tourism Reimbursements                         | 0.00              | 38.00             | -38.00            | 500.00              |
| I132031 · Tourism Lease Income                           | 901.73            | 991.00            | -89.27            | 11,903.00           |
| I132032 · Tourism Communication Incom                    | 118.18            | 0.00              | 118.18            | 0.00                |
| I132033 · Tourism Other Income                           | 0.00              | 163.00            | -163.00           | 2,000.00            |
| I132034 · Caravan Park Charges                           | 6,665.81          | 4,587.00          | 2,078.81          | 55,000.00           |
| <b>Total I132 · Tourism &amp; Area Promotion Revenue</b> | <b>7,685.72</b>   | <b>5,779.00</b>   | <b>1,906.72</b>   | <b>69,403.00</b>    |
| <b>I133 · Building Control</b>                           |                   |                   |                   |                     |
| I133010 · Building Licence Fees                          | 0.00              | 299.00            | -299.00           | 3,500.00            |
| <b>Total I133 · Building Control</b>                     | <b>0.00</b>       | <b>299.00</b>     | <b>-299.00</b>    | <b>3,500.00</b>     |
| <b>I136 · CRC Income</b>                                 |                   |                   |                   |                     |
| I113600 · CRC Grant Income - Operating                   | 0.00              | 9,250.00          | -9,250.00         | 111,000.00          |
| I113610 · CRC All Sales                                  | 1,080.68          | 1,250.00          | -169.32           | 15,000.00           |
| I113620 · CRC Phone Card Sales                           | 854.47            | 1,250.00          | -395.53           | 15,000.00           |
| I113630 · Hire CRC Rooms                                 | 0.00              | 38.00             | -38.00            | 500.00              |
| <b>Total I136 · CRC Income</b>                           | <b>1,935.15</b>   | <b>11,788.00</b>  | <b>-9,852.85</b>  | <b>141,500.00</b>   |
| <b>Total I13 · Economic Services Revenue</b>             | <b>9,620.87</b>   | <b>17,866.00</b>  | <b>-8,245.13</b>  | <b>214,403.00</b>   |
| <b>I14 · Other Property &amp; Services Revenue</b>       |                   |                   |                   |                     |
| <b>I141 · Private Works Revenue</b>                      |                   |                   |                   |                     |
| I141010 · Private Works Fees                             | 348.64            | 380.00            | -31.36            | 5,000.00            |

**Shire of Menzies**  
**Income Statement by Program (Detailed)**  
**For the period 1 July 2014 to 31 July 2014**

|   |                   |                   |                   |                     |
|---|-------------------|-------------------|-------------------|---------------------|
| <b>Total I141 · Private Works Revenue</b>             | 348.64            | 380.00            | -31.36            | 5,000.00            |
| <b>I142 · Administration Revenue</b>                  |                   |                   |                   |                     |
| I142010 · Admin Reimbursements Staff                  | 0.00              | 125.00            | -125.00           | 1,500.00            |
| I142020 · Admin Insurance Reimburseme                 | 0.00              | 1,250.00          | -1,250.00         | 15,000.00           |
| I142040 · Admin Reimbursements Genera                 | 6,608.27          | 413.00            | 6,195.27          | 5,000.00            |
| <b>Total I142 · Administration Revenue</b>            | <b>6,608.27</b>   | <b>1,788.00</b>   | <b>4,820.27</b>   | <b>21,500.00</b>    |
| <b>I144 · Plant Operation Revenue</b>                 |                   |                   |                   |                     |
| I144010 · Plant Operations Reimburseme                | 406.00            | 2,913.00          | -2,507.00         | 35,000.00           |
| <b>Total I144 · Plant Operation Revenue</b>           | <b>406.00</b>     | <b>2,913.00</b>   | <b>-2,507.00</b>  | <b>35,000.00</b>    |
| <b>Total I14 · Other Property &amp; Services Reve</b> | <b>7,362.91</b>   | <b>5,081.00</b>   | <b>2,281.91</b>   | <b>61,500.00</b>    |
| <b>Total Income</b>                                   | <b>392,274.73</b> | <b>489,193.00</b> | <b>-96,918.27</b> | <b>8,698,266.00</b> |
| <b>Expense</b>  |                   |                   |                   |                     |
| <b>E03 · General Purpose Funding Expense</b>          |                   |                   |                   |                     |
| <b>E031 · GPF Rates Expenditure</b>                   |                   |                   |                   |                     |
| E031010 · Rates Written Off                           | 106.14            | 3,337.00          | -3,230.86         | 40,000.00           |
| E031020 · Account enquiry                             | 0.00              | 38.00             | -38.00            | 500.00              |
| E031040 · Printing Expenses Rates                     | 490.00            | 76.00             | 414.00            | 1,000.00            |
| E031050 · Debt Collection Expenses                    | 0.00              | 380.00            | -380.00           | 5,000.00            |
| E031100 · Valuation expenses                          | 0.00              | 212.00            | -212.00           | 2,500.00            |
| E031101 · Title Searches                              | 0.00              | 625.00            | -625.00           | 7,500.00            |
| E031800 · Rates Admin Allocated                       | 15,975.39         | 13,535.00         | 2,440.39          | 162,420.00          |
| <b>Total E031 · GPF Rates Expenditure</b>             | <b>16,571.53</b>  | <b>18,203.00</b>  | <b>-1,631.47</b>  | <b>218,920.00</b>   |
| <b>Total E03 · General Purpose Funding Expense</b>    | <b>16,571.53</b>  | <b>18,203.00</b>  | <b>-1,631.47</b>  | <b>218,920.00</b>   |
| <b>E04 · Governance</b>                               |                   |                   |                   |                     |
| <b>E041 · Governance Expenses Members</b>             |                   |                   |                   |                     |
| E041010 · Members Subscriptions                       | 0.00              | 163.00            | -163.00           | 2,000.00            |
| E041020 · Members Printing                            | 0.00              | 38.00             | -38.00            | 500.00              |
| E041025 · Member's Citizenship Award to               | 0.00              | 38.00             | -38.00            | 500.00              |
| E041030 · Members Donations                           | 0.00              | 625.00            | -625.00           | 7,500.00            |
| E041031 · Members Advertising                         | 322.00            | 25.00             | 297.00            | 300.00              |
| E041032 · Members Meeting Expenses                    | 1,834.43          | 6,663.00          | -4,828.57         | 80,000.00           |
| E041033 · Members Communication Allo                  | 50.00             | 413.00            | -363.00           | 5,000.00            |
| E041034 · President's Allowance                       | 916.67            | 1,000.00          | -83.33            | 12,000.00           |
| E041035 · Deputy President's Allowance                | 0.00              | 250.00            | -250.00           | 3,000.00            |
| E041037 · Refreshments & Functions                    | 599.90            | 413.00            | 186.90            | 5,000.00            |
| E041038 · Members Conference Expense                  | 0.00              | 337.00            | -337.00           | 4,000.00            |
| E041040 · Travel Allowance                            | 795.92            | 2,087.00          | -1,291.08         | 25,000.00           |
| E041045 · Election Expenses                           | 0.00              | 87.00             | -87.00            | 1,000.00            |
| E041298 · Depreciation on Fixed Assets                | 106.83            | 105.00            | 1.83              | 1,282.00            |
| E041800 · Admin Allocated                             | 39,938.46         | 33,832.00         | 6,106.46          | 406,050.00          |
| <b>Total E041 · Governance Expenses Member</b>        | <b>44,564.21</b>  | <b>46,076.00</b>  | <b>-1,511.79</b>  | <b>553,132.00</b>   |
| <b>E042 · Other Governance Expenses</b>               |                   |                   |                   |                     |
| E042020 · Admin Travel Expenses                       | 523.43            | 250.00            | 273.43            | 3,000.00            |
| E042022 · Printing & Stationery                       | 0.00              | 182.00            | -182.00           | 2,250.00            |
| E042024 · Legal Expenses                              | 0.00              | 625.00            | -625.00           | 7,500.00            |
| E042025 · Subscriptions                               | 7,271.00          | 2,087.00          | 5,184.00          | 25,000.00           |
| E042026 · Advertising                                 | 472.05            | 837.00            | -364.95           | 10,000.00           |

**Shire of Menzies**  
**Income Statement by Program (Detailed)**  
**For the period 1 July 2014 to 31 July 2014**

|  |                  |                  |                   |                   |
|--|------------------|------------------|-------------------|-------------------|
| E042027 · Meeting Expenses                             | 0.00             | 106.00           | -106.00           | 1,250.00          |
| E042028 · Refreshments                                 | 0.00             | 87.00            | -87.00            | 1,000.00          |
| E042029 · Communication                                | 0.00             | 212.00           | -212.00           | 2,500.00          |
| E042030 · Records Management                           | 0.00             | 1,663.00         | -1,663.00         | 20,000.00         |
| E042040 · Bad and Doubtful Debts                       | 0.00             | 87.00            | -87.00            | 1,000.00          |
| E042070 · Other Expenses                               | 0.00             | 2,087.00         | -2,087.00         | 25,000.00         |
| <b>Total E042 · Other Governance Expenses</b>          | <b>8,266.48</b>  | <b>8,223.00</b>  | <b>43.48</b>      | <b>98,500.00</b>  |
| <b>Total E04 · Governance</b>                          | <b>52,830.69</b> | <b>54,299.00</b> | <b>-1,468.31</b>  | <b>651,832.00</b> |
| <b>E05 · Law Order &amp; Public Safety Expen</b>       |                  |                  |                   |                   |
| <b>E051 · Fire Prevention Expenses</b>                 |                  |                  |                   |                   |
| E051010 · Fire Advertising                             | 0.00             | 38.00            | -38.00            | 500.00            |
| E051011 · Utilities                                    | 0.00             | 38.00            | -38.00            | 500.00            |
| E051012 · Insurance                                    | 4,123.41         | 3,200.00         | 923.41            | 3,200.00          |
| E051020 · Fire Fighting Expenses                       | 0.00             | 1,570.00         | -1,570.00         | 18,785.00         |
| E051030 · ESL Levy Council Property                    | 0.00             | 19.00            | -19.00            | 250.00            |
| E051298 · Depreciation FA                              | 1,209.08         | 1,210.00         | -0.92             | 14,509.00         |
| E051800 · Admin Allocated                              | 798.77           | 674.00           | 124.77            | 8,121.00          |
| <b>Total E051 · Fire Prevention Expenses</b>           | <b>6,131.26</b>  | <b>6,749.00</b>  | <b>-617.74</b>    | <b>45,865.00</b>  |
| <b>E052 · Animal Control Expenses</b>                  |                  |                  |                   |                   |
| E052010 · Ranger Consultant                            | 0.00             | 837.00           | -837.00           | 10,000.00         |
| E052012 · Wild Dog Control                             | 0.00             | 0.00             | 0.00              | 0.00              |
| E052014 · Cactus Control                               | 0.00             | 1,663.00         | -1,663.00         | 20,000.00         |
| E052015 · Dog Expenses                                 | 0.00             | 25.00            | -25.00            | 300.00            |
| E052020 · Cat Act Expenses                             | 0.00             | 38.00            | -38.00            | 500.00            |
| E052030 · Ranger Expenses                              | 0.00             | 413.00           | -413.00           | 5,000.00          |
| E052800 · Admin Allocated                              | 798.77           | 673.00           | 125.77            | 8,120.00          |
| <b>Total E052 · Animal Control Expenses</b>            | <b>798.77</b>    | <b>3,649.00</b>  | <b>-2,850.23</b>  | <b>43,920.00</b>  |
| <b>E053 · Emergency Services Expenses</b>              |                  |                  |                   |                   |
| E053020 · Emergency Services - Program                 | 0.00             | 87.00            | -87.00            | 1,000.00          |
| <b>Total E053 · Emergency Services Expenses</b>        | <b>0.00</b>      | <b>87.00</b>     | <b>-87.00</b>     | <b>1,000.00</b>   |
| <b>Total E05 · Law Order &amp; Public Safety Expen</b> | <b>6,930.03</b>  | <b>10,485.00</b> | <b>-3,554.97</b>  | <b>90,785.00</b>  |
| <b>E07 · Health Expenses</b>                           |                  |                  |                   |                   |
| <b>E072 · Health Admin Expenses</b>                    |                  |                  |                   |                   |
| E072010 · EHO Contract                                 | 1,129.30         | 1,462.00         | -332.70           | 17,500.00         |
| E072020 · Nurse Expenses                               | 0.00             | 12,500.00        | -12,500.00        | 150,000.00        |
| E072800 · Admin Allocated                              | 1,198.15         | 1,017.00         | 181.15            | 12,182.00         |
| <b>Total E072 · Health Admin Expenses</b>              | <b>2,327.45</b>  | <b>14,979.00</b> | <b>-12,651.55</b> | <b>179,682.00</b> |
| <b>E077 · Police Station Expenses</b>                  |                  |                  |                   |                   |
| E077010 · Police Station Costs                         | 0.00             | 218.00           | -218.00           | 2,572.00          |
| <b>Total E077 · Police Station Expenses</b>            | <b>0.00</b>      | <b>218.00</b>    | <b>-218.00</b>    | <b>2,572.00</b>   |
| <b>Total E07 · Health Expenses</b>                     | <b>2,327.45</b>  | <b>15,197.00</b> | <b>-12,869.55</b> | <b>182,254.00</b> |
| <b>E08 · Welfare &amp; Education Expenses</b>          |                  |                  |                   |                   |
| <b>E087 · Welfare Expenses</b>                         |                  |                  |                   |                   |
| E087010 · Menzies School Donation                      | 0.00             | 788.00           | -788.00           | 9,500.00          |
| E087020 · Collections Goldfields Care Do               | 0.00             | 0.00             | 0.00              | 0.00              |
| <b>Total E087 · Welfare Expenses</b>                   | <b>0.00</b>      | <b>788.00</b>    | <b>-788.00</b>    | <b>9,500.00</b>   |
| <b>Total E08 · Welfare &amp; Education Expenses</b>    | <b>0.00</b>      | <b>788.00</b>    | <b>-788.00</b>    | <b>9,500.00</b>   |

**Shire of Menzies**  
**Income Statement by Program (Detailed)**  
**For the period 1 July 2014 to 31 July 2014**

**E09 - Housing Expenses**

**E091 - Staff Housing Expenses**

|  |             |             |             |             |
|--|-------------|-------------|-------------|-------------|
| E091010 - Staff Housing Maintenance        | 3,836.88    | 2,945.00    | 891.88      | 35,263.00   |
| E091050 - Furniture Non-Capital            | 0.00        | 413.00      | -413.00     | 5,000.00    |
| E091298 - Depreciation FA                  | 6,390.92    | 6,390.00    | 0.92        | 76,691.00   |
| E091800 - Admin Allocated                  | 0.00        | 0.00        | 0.00        | 0.00        |
| E091900 - Less Housing Allocation          | -10,227.80  | -9,748.00   | -479.80     | -116,954.00 |
| <b>Total E091 - Staff Housing Expenses</b> | <b>0.00</b> | <b>0.00</b> | <b>0.00</b> | <b>0.00</b> |

**E092 - Other Housing Expenses**

|  |                 |                 |                 |                  |
|--|-----------------|-----------------|-----------------|------------------|
| E092010 - Other Housing Maintenance        | 1,054.59        | 212.00          | 842.59          | 2,500.00         |
| E092020 - Housing Lease Payments           | 4,197.08        | 1,462.00        | 2,735.08        | 17,500.00        |
| E092400 - Interest Paid on Loan 17         | 0.00            | 0.00            | 0.00            | 0.00             |
| <b>Total E092 - Other Housing Expenses</b> | <b>5,251.67</b> | <b>1,674.00</b> | <b>3,577.67</b> | <b>20,000.00</b> |

**Total E09 - Housing Expenses** **5,251.67**   **1,674.00**   **3,577.67**   **20,000.00**

**E10 - Community Amenities Expenses**

**E101 - Sanitation Household Expenses**

|   |                 |                 |               |                  |
|---|-----------------|-----------------|---------------|------------------|
| E101010 - Domestic Refuse Expenses                | 1,635.53        | 1,176.00        | 459.53        | 14,068.00        |
| E101298 - Depreciation FA                         | 592.42          | 597.00          | -4.58         | 7,109.00         |
| <b>Total E101 - Sanitation Household Expenses</b> | <b>2,227.95</b> | <b>1,773.00</b> | <b>454.95</b> | <b>21,177.00</b> |

**E102 - Other Sanitation Expenses**

|   |                 |                 |                 |                  |
|---|-----------------|-----------------|-----------------|------------------|
| E102010 - Maintenance Tip Sites               | 7,990.41        | 3,727.00        | 4,263.41        | 44,669.00        |
| E102020 - Litter Control                      | 0.00            | 2,513.00        | -2,513.00       | 30,158.00        |
| E102030 - Purchase Rubbish Bins               | 0.00            | 212.00          | -212.00         | 2,500.00         |
| <b>Total E102 - Other Sanitation Expenses</b> | <b>7,990.41</b> | <b>6,452.00</b> | <b>1,538.41</b> | <b>77,325.00</b> |

**E106 - Town Planning Expenses**

|  |             |                 |                  |                  |
|--|-------------|-----------------|------------------|------------------|
| E106010 - Town Planning Costs              | 0.00        | 2,913.00        | -2,913.00        | 35,000.00        |
| <b>Total E106 - Town Planning Expenses</b> | <b>0.00</b> | <b>2,913.00</b> | <b>-2,913.00</b> | <b>35,000.00</b> |

**E107 - Community Amenity Expenses**

|  |                 |                 |                |                  |
|--|-----------------|-----------------|----------------|------------------|
| E107020 - Public Toilets Menzies               | 1,713.83        | 943.00          | 770.83         | 11,250.00        |
| E107030 - Other Community Amenities            | 0.00            | 1,231.00        | -1,231.00      | 14,794.00        |
| E107031 - Public Toilets Kookynle              | 548.18          | 306.00          | 242.18         | 3,650.00         |
| E107298 - Depreciation FA                      | 66.67           |                 |                |                  |
| <b>Total E107 - Community Amenity Expenses</b> | <b>2,328.68</b> | <b>2,480.00</b> | <b>-151.32</b> | <b>29,694.00</b> |

**Total E10 - Community Amenities Expenses** **12,547.04**   **13,618.00**   **-1,070.96**   **163,196.00**

**E11 - Recreation & Culture Expenses**

**E111 - Halls Expenses**

|                                    |             |                 |                  |                  |
|------------------------------------|-------------|-----------------|------------------|------------------|
| E111010 - Hall Maintenance         | 0.00        | 3,120.00        | -3,120.00        | 37,396.00        |
| <b>Total E111 - Halls Expenses</b> | <b>0.00</b> | <b>3,120.00</b> | <b>-3,120.00</b> | <b>37,396.00</b> |

**E113 - Recreation & Sport Expenses**

|                                     |          |           |            |            |
|-------------------------------------|----------|-----------|------------|------------|
| E113020 - Sports Courts Utilities   | 0.00     | 125.00    | -125.00    | 1,500.00   |
| E113030 - Other recreation Expenses | 0.00     | 163.00    | -163.00    | 2,000.00   |
| E113040 - Parks & Gardens           | 3,317.39 | 14,163.00 | -10,845.61 | 170,000.00 |
| E113045 - Playground Equipment Mtce | 0.00     | 501.00    | -501.00    | 5,979.00   |
| E113060 - Golf Club Expenses        | 0.00     | 875.00    | -875.00    | 10,500.00  |
| E113070 - Water Park Operations     | 0.00     | 1,525.00  | -1,525.00  | 18,344.00  |
| E113298 - Depreciation FA           | 2,845.33 | 2,849.00  | -3.67      | 34,144.00  |
| E113800 - Admin Allocated           | 7,987.69 | 6,762.00  | 1,225.69   | 81,210.00  |



**Shire of Menzies**  
**Income Statement by Program (Detailed)**  
**For the period 1 July 2014 to 31 July 2014**

|  |           |           |            |            |
|--|-----------|-----------|------------|------------|
| <b>Total E113 · Recreation &amp; Sport Expenses</b>  | 14,150.41 | 26,963.00 | -12,812.59 | 323,677.00 |
| <b>E114 · Rebroadcasting Expenses</b>                |           |           |            |            |
| E114010 · TV Radio Expenses                          | 41.00     | 212.00    | -171.00    | 2,500.00   |
| <b>Total E114 · Rebroadcasting Expenses</b>          | 41.00     | 212.00    | -171.00    | 2,500.00   |
| <b>E115 · Library Expenses</b>                       |           |           |            |            |
| E115010 · Library Training                           | 0.00      | 163.00    | -163.00    | 2,000.00   |
| E115011 · Library Postage Freight                    | 59.62     | 87.00     | -27.38     | 1,000.00   |
| E115012 · Library Printing                           | 0.00      | 0.00      | 0.00       | 0.00       |
| E115013 · Library Membership Fees                    | 0.00      | 100.00    | -100.00    | 1,200.00   |
| E115023 · Lady Shenton Telephone Cards               | 454.55    |           |            |            |
| E115800 · Admin Allocated                            | 798.77    | 674.00    | 124.77     | 8,121.00   |
| <b>Total E115 · Library Expenses</b>                 | 1,312.94  | 1,024.00  | 288.94     | 12,321.00  |
| <b>E116 · Heritage Expenses</b>                      |           |           |            |            |
| E116010 · Heritage Consultants                       | 0.00      | 1,663.00  | -1,663.00  | 20,000.00  |
| E116020 · Heritage Utilities                         | 0.00      | 0.00      | 0.00       | 0.00       |
| E116025 · Cemetery Maintenance                       | 0.00      | 1,462.00  | -1,462.00  | 17,555.00  |
| E116026 · Niagara Dam Wall - Review                  | 0.00      | 2,087.00  | -2,087.00  | 25,000.00  |
| E116027 · Old Post Office Maintenance                | 0.00      | 237.00    | -237.00    | 2,833.00   |
| E116028 · Museum Shed Maintenance                    | 0.00      | 687.00    | -687.00    | 8,200.00   |
| E116029 · Old Butcher Shop Maintenance               | 0.00      | 163.00    | -163.00    | 2,000.00   |
| <b>Total E116 · Heritage Expenses</b>                | 0.00      | 6,299.00  | -6,299.00  | 75,588.00  |
| <b>E117 · Museum Expenses</b>                        |           |           |            |            |
| E117010 · Museum Expenses                            | 0.00      | 171.00    | -171.00    | 2,041.00   |
| E117030 · ANZAC War Memorial Mtce                    | 0.00      | 0.00      | 0.00       | 0.00       |
| E117031 · ANZAC War Memorial Utilities               | 0.00      | 38.00     | -38.00     | 500.00     |
| E117032 · ANZAC EVENTS - WWI Centenary               | 0.00      | 1,663.00  | -1,663.00  | 20,000.00  |
| <b>Total E117 · Museum Expenses</b>                  | 0.00      | 1,872.00  | -1,872.00  | 22,541.00  |
| <b>Total E11 · Recreation &amp; Culture Expenses</b> | 15,504.35 | 39,490.00 | -23,985.65 | 474,023.00 |
| <b>E12 · Transport Expenses</b>                      |           |           |            |            |
| <b>E121 · Roads, Streets and Depot Expenses</b>      |           |           |            |            |
| E121010 · Road Maintenance                           | 44,783.78 | 19,505.00 | 25,278.78  | 234,082.00 |
| E121012 · Rehab Old Gravel Pits                      | 0.00      | 4,163.00  | -4,163.00  | 50,000.00  |
| E121013 · Depot Maintenance                          | 0.00      | 2,135.00  | -2,135.00  | 25,642.00  |
| E121015 · Street Lighting                            | 0.00      | 788.00    | -788.00    | 9,500.00   |
| E121016 · Street Furniture                           | 0.00      | 1,788.00  | -1,788.00  | 21,500.00  |
| E121020 · Ablution Block Truck Bay Mtce              | 0.00      | 0.00      | 0.00       | 0.00       |
| E121021 · Remove Old Toilets                         | 0.00      | 212.00    | -212.00    | 2,500.00   |
| E121030 · Footpaths & Kerbing Mtce                   | 26,799.01 | 443.00    | 26,356.01  | 5,338.00   |
| E121031 · Street Trees and Watering                  | 0.00      | 1,447.00  | -1,447.00  | 17,320.00  |
| E121032 · Slashing of Town Streets                   | 0.00      | 1,073.00  | -1,073.00  | 12,832.00  |
| E121033 · Maintenance of Town Street                 | 0.00      | 918.00    | -918.00    | 11,060.00  |
| E121034 · Depot Nursery Operations                   | 0.00      | 599.00    | -599.00    | 7,144.00   |
| E121040 · Main Street Development Non-               | 0.00      | 0.00      | 0.00       | 0.00       |
| E121042 · Insulation for Records Sea Cor             | 0.00      | 337.00    | -337.00    | 4,000.00   |
| E121050 · Contract Grading                           | 0.00      | 16,663.00 | -16,663.00 | 200,000.00 |
| E121055 · Sewer Ponds Maintenance                    | 0.00      | 256.00    | -256.00    | 3,072.00   |
| E121056 · Roadside Furniture & Signage               | 0.00      | 4,195.00  | -4,195.00  | 50,318.00  |

**Shire of Menzies**  
**Income Statement by Program (Detailed)**  
**For the period 1 July 2014 to 31 July 2014**

|  |                   |                   |                    |                     |
|--|-------------------|-------------------|--------------------|---------------------|
| E121057 · Sundry Tools                             | 0.00              | 1,250.00          | -1,250.00          | 15,000.00           |
| E121298 · Depreciation FA                          | 136,340.41        | 136,345.00        | -4.59              | 1,636,085.00        |
| E121600 · Loss on disposal of Assets               | 0.00              | 1,087.00          | -1,087.00          | 13,000.00           |
| E121700 · Flood Damage                             | 0.00              | 169,073.00        | -169,073.00        | 2,028,865.00        |
| E121800 · Admin Allocated                          | 21,167.39         | 17,933.00         | 3,234.39           | 215,207.00          |
| <b>Total E121 · Roads, Streets and Depot Exper</b> | <b>229,090.59</b> | <b>380,210.00</b> | <b>-151,119.41</b> | <b>4,562,465.00</b> |
| <b>E125 · Aerodromes</b>                           |                   |                   |                    |                     |
| E125010 · Menzies Airstrip Maintenance             | 0.00              | 553.00            | -553.00            | 6,647.00            |
| E125011 · Kookynie Airstrip Maintenance            | 0.00              | 0.00              | 0.00               | 0.00                |
| <b>Total E125 · Aerodromes</b>                     | <b>0.00</b>       | <b>553.00</b>     | <b>-553.00</b>     | <b>6,647.00</b>     |
| <b>Total E12 · Transport Expenses</b>              | <b>229,090.59</b> | <b>380,763.00</b> | <b>-151,672.41</b> | <b>4,569,112.00</b> |
| <b>E13 · Economic Services Expenses</b>            |                   |                   |                    |                     |
| <b>E131 · Rural Services Expenses</b>              |                   |                   |                    |                     |
| E131010 · Pest Control                             | 0.00              | 0.00              | 0.00               | 0.00                |
| <b>Total E131 · Rural Services Expenses</b>        | <b>0.00</b>       | <b>0.00</b>       | <b>0.00</b>        | <b>0.00</b>         |
| <b>E132 · Tourism &amp; Area Promotion Expens</b>  |                   |                   |                    |                     |
| E132012 · Biomax Maintenance Caravan I             | 0.00              | 0.00              | 0.00               | 0.00                |
| E132014 · Community Dev Manager                    | 0.00              | 0.00              | 0.00               | 0.00                |
| E132015 · CRC Salaries                             | 957.78            | 0.00              | 957.78             | 0.00                |
| E132016 · CRC Superannuation                       | 0.00              | 0.00              | 0.00               | 0.00                |
| E132020 · CRC Maintenance                          | 0.00              | 0.00              | 0.00               | 0.00                |
| E132021 · CRC Travel Expenses                      | 0.00              | 0.00              | 0.00               | 0.00                |
| E132022 · CRC Postage & Freight                    | 0.00              | 0.00              | 0.00               | 0.00                |
| E132023 · CRC Print & Stationery                   | 0.00              | 0.00              | 0.00               | 0.00                |
| E132024 · CRC Other Admin Expenses                 | 0.00              | 0.00              | 0.00               | 0.00                |
| E132025 · CRC Membership Fees                      | 0.00              | 0.00              | 0.00               | 0.00                |
| E132026 · CRC Computing Costs                      | 82.23             | 0.00              | 82.23              | 0.00                |
| E132027 · CRC Furniture Non-Capital                | 0.00              | 0.00              | 0.00               | 0.00                |
| E132028 · CRC Purchase Goods for Resa              | 77.87             | 0.00              | 77.87              | 0.00                |
| E132029 · CRC Marketing and Promotion              | 0.00              | 0.00              | 0.00               | 0.00                |
| E132031 · CRC Utilities                            | 0.00              | 0.00              | 0.00               | 0.00                |
| E132032 · CRC Refreshments                         | 0.00              | 0.00              | 0.00               | 0.00                |
| E132033 · CRC Cleaning                             | 0.00              | 0.00              | 0.00               | 0.00                |
| E132035 · Lady Shenton Maintenance                 | 0.00              | 234.00            | -234.00            | 2,841.00            |
| E132040 · Caravan Park Upgrade NON CA              | 0.00              | 0.00              | 0.00               | 0.00                |
| E132041 · Tourism & Area Promotion                 | 0.00              | 0.00              | 0.00               | 0.00                |
| E132042 · Tourism Signs                            | 0.00              | 837.00            | -837.00            | 10,000.00           |
| E132043 · Enterprise development expen             | 0.00              | 0.00              | 0.00               | 0.00                |
| E132045 · Holiday Programs                         | 0.00              | 2,413.00          | -2,413.00          | 29,000.00           |
| E132046 · Tourism Advertising                      | 0.00              | 837.00            | -837.00            | 10,000.00           |
| E132047 · Golden Quest Vehicle Lease               | 901.73            | 988.00            | -86.27             | 11,900.00           |
| E132049 · Promotional Video - Menzies              | 0.00              | 2,087.00          | -2,087.00          | 25,000.00           |
| E132050 · Community Events                         | 0.00              | 1,538.00          | -1,538.00          | 18,500.00           |
| E132055 · Railway Station Mtce                     | 0.00              | 0.00              | 0.00               | 0.00                |
| E132060 · Caravan Park Maintenance                 | 10,271.13         | 2,487.00          | 7,784.13           | 29,866.00           |
| E132061 · Caravan Park Insurance                   | 1,081.08          | 10,000.00         | -8,918.92          | 10,000.00           |
| E132062 · Caravan Park Landscaping                 | 0.00              | 1,250.00          | -1,250.00          | 15,000.00           |

**Shire of Menzies**  
**Income Statement by Program (Detailed)**  
**For the period 1 July 2014 to 31 July 2014**

|   |                  |                  |                   |                   |
|---|------------------|------------------|-------------------|-------------------|
| <b>E132070 · Other Tourism Expenses</b>               | 0.00             | 0.00             | 0.00              | 0.00              |
| <b>E132071 · Old Butcher Shop Utilities</b>           | 37.04            | 212.00           | -174.96           | 2,500.00          |
| <b>E132075 · Ularring Tourist Facility</b>            | 0.00             | 19.00            | -19.00            | 250.00            |
| <b>E132076 · Kookynie Walk Trail Mtce</b>             | 0.00             | 31.00            | -31.00            | 350.00            |
| <b>E132080 · Goongarrie Cottages Mtce</b>             | 3,247.33         | 837.00           | 2,410.33          | 10,000.00         |
| <b>E132082 · Lake Ballard Mtce</b>                    | 1,448.28         | 963.00           | 485.28            | 11,600.00         |
| <b>E132085 · Niagara Dam Mtce</b>                     | 1,109.82         | 867.00           | 242.82            | 10,349.00         |
| <b>E132095 · Cyclassic Expenses</b>                   | 0.00             | 7,087.00         | -7,087.00         | 85,000.00         |
| <b>E132099 · Tourism Goldfields Network Ex</b>        | 0.00             | 3,038.00         | -3,038.00         | 36,500.00         |
| <b>E132298 · Depreciation FA</b>                      | 6,937.17         | 6,939.00         | -1.83             | 83,246.00         |
| <b>E132800 · Admin Allocated</b>                      | 15,975.39        | 13,535.00        | 2,440.39          | 162,420.00        |
| <b>Total E132 · Tourism &amp; Area Promotion Expe</b> | <b>42,126.85</b> | <b>56,199.00</b> | <b>-14,072.15</b> | <b>564,322.00</b> |
| <b>E133 · Building Control Expenses</b>               |                  |                  |                   |                   |
| <b>E133010 · Building Surveyor Costs</b>              | 1,129.30         | 1,038.00         | 91.30             | 12,500.00         |
| <b>E133015 · Other Building Control Costs</b>         | 0.00             | 19.00            | -19.00            | 250.00            |
| <b>E133800 · Admin Allocated</b>                      | 3,993.85         | 3,381.00         | 612.85            | 40,605.00         |
| <b>Total E133 · Building Control Expenses</b>         | <b>5,123.15</b>  | <b>4,438.00</b>  | <b>685.15</b>     | <b>53,355.00</b>  |
| <b>E134 · Tjuntjuntjarra Expenditure</b>              |                  |                  |                   |                   |
| <b>E134010 · Tjuntjuntjarra Sculpture Cours</b>       | 9,000.00         | 1,462.00         | 7,538.00          | 17,500.00         |
| <b>E134023 · Tjuntjuntjarra Consultants</b>           | 0.00             | 413.00           | -413.00           | 5,000.00          |
| <b>E134024 · Tjuntjuntjarra Holiday Program</b>       | 0.00             | 4,163.00         | -4,163.00         | 50,000.00         |
| <b>E134026 · Research Names Cemeteries E</b>          | 0.00             | 2,500.00         | -2,500.00         | 30,000.00         |
| <b>E134027 · Tjuntjuntjarra Football Carniva</b>      | 0.00             | 1,250.00         | -1,250.00         | 15,000.00         |
| <b>E134028 · Tjuntjuntara Dog Health Progr</b>        | 0.00             | 375.00           | -375.00           | 4,500.00          |
| <b>E134800 · Admin Allocated</b>                      | 7,987.69         | 6,762.00         | 1,225.69          | 81,210.00         |
| <b>Total E134 · Tjuntjuntjarra Expenditure</b>        | <b>16,987.69</b> | <b>16,925.00</b> | <b>62.69</b>      | <b>203,210.00</b> |
| <b>E136 · CRC Expenses</b>                            |                  |                  |                   |                   |
| <b>E136014 · Community Development Mgr</b>            | 4,614.72         | 6,863.00         | -2,048.28         | 80,000.00         |
| <b>E136015 · CRC Salaries</b>                         | 3,279.44         | 7,293.00         | -4,013.56         | 87,461.00         |
| <b>E136016 · CRC Superannuation</b>                   | 0.00             | 2,288.00         | -2,288.00         | 27,500.00         |
| <b>E136017 · CRC Public Holidays</b>                  | 0.00             | 524.00           | -524.00           | 6,255.00          |
| <b>E136018 · CRC Leave Loading</b>                    | 94.85            | 83.00            | 11.85             | 963.00            |
| <b>E136019 · CRC Insurance</b>                        | 2,977.10         | 500.00           | 2,477.10          | 6,000.00          |
| <b>E136020 · CRC Maintenance</b>                      | 621.15           | 837.00           | -215.85           | 10,000.00         |
| <b>E136021 · CRC Travel Expenses</b>                  | 0.00             | 87.00            | -87.00            | 1,000.00          |
| <b>E136022 · CRC Postage &amp; Freight</b>            | 0.00             | 144.00           | -144.00           | 1,750.00          |
| <b>E136023 · CRC Print &amp; Stationery</b>           | 1,314.23         | 913.00           | 401.23            | 11,000.00         |
| <b>E136024 · CRC Other Admin Expenses</b>             | 0.00             | 38.00            | -38.00            | 500.00            |
| <b>E136025 · CRC Membership Fees</b>                  | 435.45           | 87.00            | 348.45            | 1,000.00          |
| <b>E136026 · CRC Computing Costs</b>                  | 4,487.51         | 837.00           | 3,650.51          | 10,000.00         |
| <b>E136027 · CRC Furniture Non-Capital</b>            | 0.00             | 1,663.00         | -1,663.00         | 20,000.00         |
| <b>E136028 · CRC Uniforms</b>                         | 0.00             | 125.00           | -125.00           | 1,500.00          |
| <b>E136029 · CRC Telephone Card Purchase</b>          | 0.00             | 837.00           | -837.00           | 10,000.00         |
| <b>E136031 · CRC Purch of Goods for Resal</b>         | 478.13           | 1,212.00         | -733.87           | 14,500.00         |
| <b>E136032 · CRC Marketing &amp; Promotion</b>        | 0.00             | 837.00           | -837.00           | 10,000.00         |
| <b>E136033 · CRC Utilities</b>                        | 0.00             | 413.00           | -413.00           | 5,000.00          |
| <b>E136034 · CRC Refreshments</b>                     | 0.00             | 87.00            | -87.00            | 1,000.00          |

**Shire of Menzies**  
**Income Statement by Program (Detailed)**  
**For the period 1 July 2014 to 31 July 2014**

|  |                  |                   |                   |                     |
|--|------------------|-------------------|-------------------|---------------------|
| E136035 · CRC Cleaning                           | 1,943.01         | 1,125.00          | 818.01            | 13,500.00           |
| E136037 · CRC Training & Conference Ex           | 0.00             | 250.00            | -250.00           | 3,000.00            |
| E136038 · CRC Programs                           | 0.00             | 837.00            | -837.00           | 10,000.00           |
| <b>Total E136 · CRC Expenses</b>                 | <b>20,245.59</b> | <b>27,680.00</b>  | <b>-7,434.41</b>  | <b>331,929.00</b>   |
| <b>Total E13 · Economic Services Expenses</b>    | <b>84,483.28</b> | <b>105,242.00</b> | <b>-20,758.72</b> | <b>1,152,816.00</b> |
| <b>E14 · Other Property &amp; Services Expen</b> |                  |                   |                   |                     |
| <b>E141 · Private Works Expenditure</b>          |                  |                   |                   |                     |
| E141010 · Private Works Expense                  | 681.52           | 413.00            | 268.52            | 5,000.00            |
| <b>Total E141 · Private Works Expenditure</b>    | <b>681.52</b>    | <b>413.00</b>     | <b>268.52</b>     | <b>5,000.00</b>     |
| <b>E142 · Administration Expenses</b>            |                  |                   |                   |                     |
| E142104 · CEO's Office FBT                       | 0.00             | 0.00              | 0.00              | 0.00                |
| E142200 · Bank Charges                           | 421.59           | 250.00            | 171.59            | 3,000.00            |
| E142201 · Office Maintenance                     | 2,826.00         | 5,837.00          | -3,011.00         | 70,000.00           |
| E142202 · Postage and Freight                    | 24.26            | 250.00            | -225.74           | 3,000.00            |
| E142203 · Printing & Stationery                  | 2,078.00         | 2,500.00          | -422.00           | 30,000.00           |
| E142204 · Other Admin Expenses                   | 0.00             | 413.00            | -413.00           | 5,000.00            |
| E142205 · Records Management Expense             | 0.00             | 1,250.00          | -1,250.00         | 15,000.00           |
| E142298 · Depreciation FA                        | 2,602.25         | 2,605.00          | -2.75             | 31,227.00           |
| E142300 · Admin Salaries                         | 31,160.56        | 44,160.00         | -12,999.44        | 529,942.00          |
| E142301 · Admin Superannuation Other             | 4,254.69         | 3,255.00          | 999.69            | 39,082.00           |
| E142302 · Admin Superannuation Occup:            | 5,503.72         | 4,663.00          | 840.72            | 55,912.00           |
| E142303 · Admin Annual Leave                     | 4,355.85         | 4,289.00          | 66.85             | 51,468.00           |
| E142304 · Admin Allowances                       | 2,119.11         | 2,410.00          | -290.89           | 28,942.00           |
| E142305 · Admin Sick Leave                       | 395.86           | 1,890.00          | -1,494.14         | 22,636.00           |
| E142307 · Admin Uniforms                         | 0.00             | 413.00            | -413.00           | 5,000.00            |
| E142308 · Admin Other Employment Cost            | 73.64            | 19.00             | 54.64             | 250.00              |
| E142309 · Admin Travel Costs                     | 680.50           | 163.00            | 517.50            | 2,000.00            |
| E142310 · Admin FBT                              | 9,011.00         | 3,125.00          | 5,886.00          | 37,500.00           |
| E142311 · Admin RDO Accrual                      | 1,300.12         |                   |                   |                     |
| E142312 · Housing Allowance                      | 1,024.00         | 1,394.00          | -370.00           | 16,750.00           |
| E142400 · Insurance                              | 43,409.84        | 75,000.00         | -31,590.16        | 75,000.00           |
| E142401 · Professional Development Stu           | 0.00             | 163.00            | -163.00           | 2,000.00            |
| E142402 · Professional Development Sub           | 0.00             | 0.00              | 0.00              | 0.00                |
| E142403 · Professional Development Tral          | 0.00             | 837.00            | -837.00           | 10,000.00           |
| E142404 · Recruitment Advertising                | 0.00             | 212.00            | -212.00           | 2,500.00            |
| E142405 · Recruitment Relocation                 | 0.00             | 625.00            | -625.00           | 7,500.00            |
| E142406 · Recruitment Medicals                   | 0.00             | 87.00             | -87.00            | 1,000.00            |
| E142407 · Admin Public Holiday                   | 0.00             | 1,890.00          | -1,890.00         | 22,636.00           |
| E142498 · Admin Leave Loading                    | 0.00             | 354.00            | -354.00           | 4,303.00            |
| E142505 · Vehicle Expenses                       | 529.66           | 538.00            | -8.34             | 6,500.00            |
| E142600 · Audit Fees                             | 0.00             | 3,750.00          | -3,750.00         | 45,000.00           |
| E142601 · Legal Expenses                         | 0.00             | 625.00            | -625.00           | 7,500.00            |
| E142602 · Membership fees                        | 0.00             | 212.00            | -212.00           | 2,500.00            |
| E142603 · Contractors                            | 0.00             | 10,413.00         | -10,413.00        | 125,000.00          |
| E142604 · Consultants                            | 4,755.50         | 0.00              | 4,755.50          | 0.00                |
| E142605 · Accounting Services                    | 0.00             | 10,000.00         | -10,000.00        | 120,000.00          |
| E142606 · Computing Costs                        | 3,979.08         | 1,663.00          | 2,316.08          | 20,000.00           |

**Shire of Menzies**  
**Income Statement by Program (Detailed)**  
**For the period 1 July 2014 to 31 July 2014**


|  |                  |                   |                    |               |
|--|------------------|-------------------|--------------------|---------------|
| E142607 · Newspapers & Periodicals               | 78.73            | 57.00             | 21.73              | 750.00        |
| E142608 · Advertising General                    | 0.00             | 163.00            | -163.00            | 2,000.00      |
| E142609 · Meeting Expenses                       | 0.00             | 19.00             | -19.00             | 250.00        |
| E142610 · Phone/Mobile                           | 1,954.03         | 2,500.00          | -545.97            | 30,000.00     |
| E142611 · Internet                               | 0.00             | 1,663.00          | -1,663.00          | 20,000.00     |
| E142612 · Utilities                              | 0.00             | 1,875.00          | -1,875.00          | 22,500.00     |
| E142613 · Procurement Consult. Serv. W           | 0.00             | 0.00              | 0.00               | 0.00          |
| E142614 · Occ. Health & Safety Membersl          | 0.00             | 0.00              | 0.00               | 0.00          |
| E142615 · Occ. Health & Safety Insurance         | 21,708.50        | 50,000.00         | -28,291.50         | 50,000.00     |
| E142617 · Staff Housing Allocated                | 6,607.16         | 6,296.00          | 311.16             | 75,552.00     |
| E142618 · Software Licenses                      | 0.00             | 413.00            | -413.00            | 5,000.00      |
| E142620 · Upgrade Shire Websites                 | 0.00             | 212.00            | -212.00            | 2,500.00      |
| E142625 · Valuation of Assets (Fair Value        | 5,400.00         | 212.00            | 5,188.00           | 2,500.00      |
| E142700 · Plant & Equip. Non-Capital             | 0.00             | 625.00            | -625.00            | 7,500.00      |
| E142701 · Furniture & Equip. Non-Capita          | 3,500.00         | 625.00            | 2,875.00           | 7,500.00      |
| E142800 · Less Admin Allocated to Other          | -159,753.65      | -135,350.00       | -24,403.65         | -1,624,200.00 |
| <b>Total E142 · Administration Expenses</b>      | <b>0.00</b>      | <b>114,565.00</b> | <b>-114,565.00</b> | <b>0.00</b>   |
| <b>E143 · Public Works Overheads Expenses</b>    |                  |                   |                    |               |
| E143010 · Supervision Wages                      | 12,546.77        | 17,274.00         | -4,727.23          | 207,244.00    |
| E143011 · Superannuation Other                   | 1,790.01         | 4,638.00          | -2,847.99          | 55,700.00     |
| E143012 · Superannuation Occ.                    | 4,558.70         | 7,562.00          | -3,003.30          | 90,777.00     |
| E143013 · Annual Leave                           | 2,101.12         | 5,590.00          | -3,488.88          | 67,080.00     |
| E143014 · Allowances                             | 2,722.06         | 5,163.00          | -2,440.94          | 62,000.00     |
| E143015 · Personal Leave                         | 0.00             | 2,403.00          | -2,403.00          | 28,803.00     |
| E143017 · Works Public Holidays                  | 0.00             | 2,404.00          | -2,404.00          | 28,804.00     |
| E143018 · Leave Accruals                         | 3,732.66         |                   |                    |               |
| E143019 · Depot Insurance                        | 0.00             | 10,000.00         | -10,000.00         | 10,000.00     |
| E143020 · Protective Clothing                    | 477.07           | 575.00            | -97.93             | 6,900.00      |
| E143021 · Meeting Expenses                       | 1,148.63         | 163.00            | 985.63             | 2,000.00      |
| E143022 · Telephone                              | 485.47           | 375.00            | 110.47             | 4,500.00      |
| E143023 · Utilities                              | 0.00             | 87.00             | -87.00             | 1,000.00      |
| E143024 · Training Expense                       | 0.00             | 1,663.00          | -1,663.00          | 20,000.00     |
| E143025 · Other PWOH Expenses                    | 0.00             | 837.00            | -837.00            | 10,000.00     |
| E143026 · Recruitment Expenses                   | 0.00             | 87.00             | -87.00             | 1,000.00      |
| E143298 · Depreciation FA                        | 486.83           | 485.00            | 1.83               | 5,842.00      |
| E143400 · Depot Mtce                             | 1,753.90         | 3,750.00          | -1,996.10          | 45,000.00     |
| E143500 · Staff Housing Allocated                | 3,620.64         | 3,452.00          | 168.64             | 41,402.00     |
| E143800 · Admin Allocated                        | 31,950.77        | 27,070.00         | 4,880.77           | 324,840.00    |
| E143900 · Less PWOH Allocated                    | -51,636.55       | -84,404.00        | 32,767.45          | -1,012,892.00 |
| <b>Total E143 · Public Works Overheads Expen</b> | <b>15,738.08</b> | <b>9,174.00</b>   | <b>6,564.08</b>    | <b>0.00</b>   |
| <b>E144 · Plant Operating Costs</b>              |                  |                   |                    |               |
| E144200 · Other Plant Costs                      | 2,499.65         | 5,000.00          | -2,500.35          | 60,000.00     |
| E144201 · Fuels & Oils                           | 1,338.88         | 16,663.00         | -15,324.32         | 200,000.00    |
| E144202 · Tyres and Tubes                        | 584.80           | 3,337.00          | -2,752.20          | 40,000.00     |
| E144203 · Vehicle Registratlions and Ins         | 19,745.70        | 3,000.00          | 16,745.70          | 36,000.00     |
| E144204 · Parts & Repairs                        | 16,659.11        | 21,663.00         | -5,003.89          | 260,000.00    |
| E144298 · Depreciation FA                        | 17,832.17        | 17,834.00         | -1.83              | 213,986.00    |

**Shire of Menzies**  
**Income Statement by Program (Detailed)**  
**For the period 1 July 2014 to 31 July 2014**

|  |                          |                           |                          |                            |
|--|--------------------------|---------------------------|--------------------------|----------------------------|
| <b>E144800 · Admin Allocated</b>                       | 11,182.56                | 9,469.00                  | 1,713.56                 | 113,894.00                 |
| <b>E144900 · Less Plant Costs Allocated</b>            | -35,695.00               | -76,977.00                | 41,282.00                | -923,680.00                |
| <b>Total E144 · Plant Operating Costs</b>              | <u>34,147.67</u>         | <u>-11.00</u>             | <u>34,158.67</u>         | <u>0.00</u>                |
| <b>E146 · Gross Salaries and Wages</b>                 |                          |                           |                          |                            |
| <b>E146010 · Gross Salaries and Wages Exp</b>          | 97,534.39                | 154,411.00                | -56,876.61               | 1,852,877.00               |
| <b>E146011 · Workers Compensation Paid</b>             | 0.00                     |                           |                          |                            |
| <b>E146200 · Less Gross Salaries &amp; Wages /</b>     | -97,534.39               | -154,411.00               | 56,876.61                | -1,852,877.00              |
| <b>Total E146 · Gross Salaries and Wages</b>           | <u>0.00</u>              | <u>0.00</u>               | <u>0.00</u>              | <u>0.00</u>                |
| <b>Total E14 · Other Property &amp; Services Expen</b> | <u>50,567.27</u>         | <u>124,141.00</u>         | <u>-73,573.73</u>        | <u>5,000.00</u>            |
| <b>Total Expense</b>                                   | <u>476,103.90</u>        | <u>763,900.00</u>         | <u>-287,796.10</u>       | <u>7,537,238.00</u>        |
| <b>Net Income</b>                                      | <u><u>-83,829.17</u></u> | <u><u>-274,707.00</u></u> | <u><u>190,877.83</u></u> | <u><u>1,161,028.00</u></u> |

## 12.2 FINANCE AND ADMINISTRATION BUSINESS

### 12.2.2 LISTING OF PAYMENTS MADE IN JULY 2014

|                                    |   |
|------------------------------------|---|
| <b>SUBMISSION TO:</b>              | Ordinary Meeting of Council, 28 August 2014                                       |
| <b>LOCATION</b>                    | Shire of Menzies  |
| <b>APPLICANT:</b>                  | N/A   |
| <b>FILE REF:</b>                   | ADM017  |
| <b>DISCLOSURE OF INTEREST:</b>     | None  |
| <b>DATE:</b>                       | 11 August 2014  |
| <b>AUTHOR:</b>                     | Peter Crawford, Chief Executive Officer   |
| <b>SIGNATURE OF AUTHOR:</b>        |  |
| <b>PREVIOUS MEETING REFERENCE:</b> | None  |

#### ATTACHMENTS:

12.2.2 Attachment #1 List of payments made to Creditors in July 2014.

#### SUMMARY:

The list of payments made is being submitted to the Ordinary Council Meeting of Council.

#### BACKGROUND:

Payments have been made by both cheque payment and electronic funds transfer from Council's Municipal bank account and duly authorised as required by Council Policy. These payments have been made under authority delegated to the CEO and are now reported to Council for approval.

#### COMMENT:

Payments made in July 2014 include cheques numbered 10077 to 10093 and direct transactions totalling \$1,364,571.15 are submitted to each member of the Council on Thursday 28 August 2014.

**CONSULTATION:** Nil

#### STATUTORY ENVIRONMENT:

Local Government Act 1995

Section 2.7(2) – Provides that Council is to oversee the allocation of local government finances and resources and to determine local government policies; and

Section 3.1 – Provides that the general function of the local government is to provide for the good government of persons in its district.

Local Government (Financial Management) Regulation 13

#### POLICY IMPLICATIONS:

Policy 4.7 – Creditors – Preparation for payment

**FINANCIAL IMPLICATIONS:** Nil

**STRATEGIC IMPLICATIONS:** Nil

#### VOTING REQUIREMENTS:

Simple Majority decision required

**Moved: Cr Mazza**

**Seconded: Cr Tucker**

**COUNCIL DECISION:**

**No: 0574**

**That Council approves the payments identified in the list of payments made from the Shire of Menzies Municipal Bank account in July 2014 including cheques numbered 10077 to 10093 and direct transactions totalling \$1,364,571.15 submitted to each member of the Council on Thursday 28 August 2014.**

**12:13pm**

**CARRIED 5/0**



**Creditor Monthly Payments Detail**  
**Shire of Menzies**  
**For the period:**  
**1/7/2014 to 31/7/2014**

The following schedule of accounts has been paid under delegation, by the Chief Executive Officer from 1/7/2014 to 31/7/2014. Cheques numbered from 10077 to 10093 and Direct Transactions totalling \$1,364,571.15 submitted to each member of the Council on Thursday 28th August 2014 have been checked and are fully supported by vouchers and duly certified invoices with checks being carried out as to prices, computations and costing.

| Ref No. | Date       | Number | Payee                                  | Details   | Amount     |
|---------|------------|--------|--|---|------------|
|         | Municipal  |        |  |   |            |
| 1       | 01/07/2014 |        | ACMA EFT                               | 271594  | 41.00      |
| 2       | 01/07/2014 |        | Corey Lynch EFT                        | Assist Brad Gawronski installation of wireless network CRC    | 150.00     |
| 3       | 01/07/2014 |        | Goldfields Truck Power EFT             | Filters: Oil, air, fuel                                       | 520.42     |
| 4       | 01/07/2014 |        | Heatleys safety and industrial EFT     | Uniforms Glenn Casley   | 312.75     |
| 5       | 01/07/2014 |        | Howson Technical EFT                   | Menzies Mainstreet Construction of Median Island              | 5,231.05   |
| 6       | 01/07/2014 |        | Karen Oborn EFT                        | Airfares & police clearance                                   | 680.50     |
| 7       | 01/07/2014 |        | Total Asphalt & Traffic Management EFT | Supply 400lts Emulsion Kookynie Road                          | 660.00     |
| 8       | 01/07/2014 | BP15-1 | NAB                                    | Merchant Fees July 2014                                       | 71.25      |
| 9       | 01/07/2014 | BP15-1 | NAB                                    | Merchant Fees July 2014                                       | 36.90      |
| 10      | 03/07/2014 | Debit  | NAB                                    | credit Card Charges   | 959.72     |
| 11      | 04/07/2014 | Debit  | Westnet                                | CRC internet June 2014  | 90.45      |
| 12      | 11/07/2014 |        | Payroll p.e. 11 July 2014              | Net Pays  | 41,184.10  |
| 13      | 14/07/2014 |        | Achievable Outback Cafe EFT            | Morning tea Lotterywest grant cheque presentation ceremony    | 112.50     |
| 14      | 14/07/2014 |        | Bob Waddell EFT                        | Assist with fair value of Land & Building & Plant & equipment | 2,343.00   |
| 15      | 14/07/2014 |        | Bunnings EFT                           | Landsceping items for caravan park                            | 2,018.65   |
| 16      | 14/07/2014 |        | Conway Highbury EFT                    | Consultancy Service June 2014                                 | 1,299.38   |
| 17      | 14/07/2014 |        | Courier Australia EFT                  | S832570S  | 26.69      |
| 18      | 14/07/2014 |        | Department of Housing EFT              | Housing Lease payments  | 2,320.00   |
| 19      | 14/07/2014 |        | Dwyer, Greg Cr EFT                     | Members Fees and reimbursements                               | 3,295.20   |
| 20      | 14/07/2014 |        | Eagle Petroleum (WA) Pty Ltd EFT       | Fuel  | 12,223.21  |
| 21      | 14/07/2014 |        | Goldline Distributors EFT              | Refreshments  | 183.10     |
| 22      | 14/07/2014 |        | Grand Hotel Kookynie EFT               | Meals & accommodation Dennis Shilabeer                        | 315.00     |
| 23      | 14/07/2014 |        | Griffin Valuation Advisory EFT         | Plant & machinery (contents) & mobile plant assets            | 5,940.00   |
| 24      | 14/07/2014 |        | Ian D Mackay EFT                       | Engineering Services 31/3-30/6/2014                           | 7,580.00   |
| 25      | 14/07/2014 |        | Ilkurika Aboriginal Corp EFT           | Signage and Roadworks   | 105,600.00 |
| 26      | 14/07/2014 |        | Initial.C Technology P/L EFT           | 2 X Toner Cartridge 1130 1130n 1133 1135n                     | 104.31     |
| 27      | 14/07/2014 |        | Landgate EFT                           | Mining Tenement chargeable Schedule NO M2014/6                | 873.30     |
| 28      | 14/07/2014 |        | Menzies Hotel EFT                      | Newspapers June 2014  | 86.60      |
| 29      | 14/07/2014 |        | Netlogic EFT                           | Consulting 1/7-3/7/14 Hub Cable & Travel to Menzies           | 4,556.25   |
| 30      | 14/07/2014 |        | Shire of Menzies Social Club EFT       | Payment from Daphne for 2 extra people at function 20.2.2014  | 20.00      |
| 31      | 14/07/2014 |        | Stationery Plus EFT                    | A3 File Duraclip Blue   | 12.05      |
| 32      | 14/07/2014 |        | UHY Haines Norton Pty Ltd EFT          | Accounting Services   | 13,959.00  |
| 33      | 14/07/2014 | BP15-3 | NAB                                    | NAB Connect Fee Access and Usage                              | 58.74      |
| 34      | 15/07/2014 | 10077  | Auslec                                 | Lamp CFL & Starter Fluor                                      | 61.60      |
| 35      | 15/07/2014 | 10078  | Black Mountain Gold                    | Refund of dead tenement 3950,3951,3952,3953,4030              | 512.77     |
| 36      | 15/07/2014 | 10079  | Dept of Transport & Licensing          | Vehicle Licensing   | 591.05     |
| 37      | 15/07/2014 | 10080  | Focus Minerals (Laverton) Limited      | Refund on dead tenement 3896/3897                             | 560.80     |
| 38      | 15/07/2014 | 10081  | Horizon Power                          | Power Bills   | 11,032.15  |
| 39      | 15/07/2014 | 10082  | Midas Resources Ltd                    | Refund of dead tenement 3600                                  | 302.58     |
| 40      | 15/07/2014 | 10083  | Pivotel Satellite Pty Ltd              | 0424219963/0424219964 June 2014                               | 171.37     |
| 41      | 15/07/2014 | 10084  | Telstra                                | 3671243368 June 2014  | 725.46     |
| 42      | 15/07/2014 | 10085  | Water Corporation cr                   | 53 Shenton St Service charge 1/7-31/8/2014                    | 37.04      |
| 43      | 15/07/2014 | Debit  | Investec Asset Finance & leasing       | Photo copier charges June 2014                                | 1,800.91   |
| 44      | 15/07/2014 | Debit  | Toyota Finance                         | Lease Goldfields Tourism June 2014                            | 991.90     |
| 45      | 24/07/2014 |        | Angela Leech EFT                       | Tjuntjuntjara Punu Project 15/6-5/7/14                        | 9,000.00   |
| 46      | 24/07/2014 |        | ATOM EFT                               | Gloves, Safety Step, Bins, Bollards                           | 1,608.57   |
| 47      | 24/07/2014 |        | Beaurepairs EFT                        | Wrangler tyres  | 643.28     |
| 48      | 24/07/2014 |        | BOC Limited EFT                        | Oxygen indust E Size  | 207.90     |
| 49      | 24/07/2014 |        | Bunnings EFT                           | Supplies  | 324.62     |
| 50      | 24/07/2014 |        | Courier Australia EFT                  | S832570S  | 105.94     |
| 51      | 24/07/2014 |        | Crawford Daphne EFT                    | Reimbursement phone vouchers                                  | 697.69     |
| 52      | 24/07/2014 |        | Cybersecure EFT                        | Backuo Service July 2014                                      | 129.00     |
| 53      | 24/07/2014 |        | EI Caballo Motel EFT                   | 2 night Accommodation for Glenn Casley                        | 260.00     |
| 54      | 24/07/2014 |        | Glenn Casley EFT                       | Refund for window   | 165.00     |
| 55      | 24/07/2014 |        | Goldfields Truck Power EFT             | Parts and Repairs   | 377.32     |



**12. REPORTS OF COMMITTEES AND OFFICERS**



**12.3 WORKS AND SERVICES BUSINESS**

**Nil**

## 12. REPORTS OF COMMITTEES AND OFFICERS

### 12.4 COMMUNITY DEVELOPMENT

#### 12.4.1 COMMUNITY RESOURCE CENTRE WIFI CHARGES

|                                    |   |
|------------------------------------|---|
| <b>SUBMISSION TO:</b>              | Ordinary Meeting of Council, 28 August 2014                                       |
| <b>LOCATION:</b>                   | Shire of Menzies  |
| <b>APPLICANT:</b>                  | Manager Community Development   |
| <b>FILE REF:</b>                   | ADM444  |
| <b>DISCLOSURE OF INTEREST:</b>     | Nil   |
| <b>DATE:</b>                       | 19 August 2014  |
| <b>AUTHOR:</b>                     | Daphne Crawford, Manager Community Development                                    |
| <b>SIGNATURE OF AUTHOR:</b>        |  |
| <b>SENIOR OFFICER:</b>             | Peter Crawford, Chief Executive Officer   |
| <b>SIGNATURE OF SENIOR OFFICER</b> |  |
| <b>PREVIOUS MEETING REFERENCE:</b> | Nil   |

**ATTACHMENTS:**  
Nil

#### **SUMMARY:**

As part of the contract between the Menzies Community Resource Centre and the Department of Regional Development, we are required to provide reasonably priced, accessible internet service to the Menzies area.

There are already charges in place for access to the internet in the computer room here where customers are using the computers that are provided.

WIFI access has now been established throughout the CRC and adjacent areas which is able to be accessed upon the payment of a fee. The customer will be provided with an access code for the amount of time that has been paid for. The network is not available for anyone who doesn't have the code and has an inbuilt limit to the amount of data that can be downloaded.

This will mean that changes must be made to the current budget to allow for additional income for this area.

#### **BACKGROUND:**

It is often the case that people travelling through Menzies need to be able to access the internet via laptop or tablet.

Rather than rely on the Telstra Network, the preference for many is to use WIFI which is much more cost effective and reliable.

#### **COMMENT:**

In the current budget there is no allocation for the collection of money for access to WIFI. Therefore, the following fees are suggested for this arrangement:

**WIFI Access:**

- 15 minutes \$3.00
- 30 minutes \$5.00
- 45 minutes \$8.00
- 60 minutes \$10.00
- 8 hours \$20.00

**CONSULTATION:**

Peter Crawford, Chief Executive Officer  
Bev Golding, CRC Coordinator  
Coordinators at various Community Resource Centres in WA

**STATUTORY ENVIRONMENT:**

Local Government Act 1995

- Section 2.7(2) – Provides that Council is to oversee the allocation of local government finances and resources and to determine the local government policies; and,
- Section 3.1 – Provides that the general function of the local government is to provide for the good government of persons in its district.

**POLICY IMPLICATIONS:** Nil

**FINANCIAL IMPLICATIONS:**

Nil outgoing, a small increase in income.

**STRATEGIC IMPLICATIONS:** Nil

**VOTING REQUIREMENTS:**

Absolute Majority Decision required

**Moved: Cr Lee**

**Seconded: Cr Mazza**

**COUNCIL DECISION:**

**No: 0575**

**That the Community Resource Centre be granted permission to charge members of the public the following rates for access to the CRC WIFI Hotspot:**



- 15 minutes \$3.00
- 30 minutes \$5.00
- 45 minutes \$8.00
- 60 minutes \$10.00
- 8 hours \$20.00

**12:14pm**

**CARRIED BY ABSOLUTE MAJORITY 5/0**

## 12.4 COMMUNITY DEVELOPMENT

### 12.4.2 COST OF PRODUCTION – MENZIES MATTERS

|                                    |   |
|------------------------------------|---|
| <b>SUBMISSION TO:</b>              | Ordinary Meeting of Council, 28 August 2014                                       |
| <b>LOCATION:</b>                   | Shire of Menzies  |
| <b>APPLICANT:</b>                  | Manager Community Development   |
| <b>FILE REF:</b>                   | ADM079  |
| <b>DISCLOSURE OF INTEREST:</b>     | Nil   |
| <b>DATE:</b>                       | 19 August 2014  |
| <b>AUTHOR:</b>                     | Daphne Crawford, Manager Community Development                                    |
| <b>SIGNATURE OF AUTHOR:</b>        |  |
| <b>SENIOR OFFICER:</b>             | Peter Crawford, Chief Executive Officer   |
| <b>SIGNATURE OF SENIOR OFFICER</b> |  |
| <b>PREVIOUS MEETING REFERENCE:</b> | Nil   |

**ATTACHMENTS:**  
Nil

#### SUMMARY:

The Menzies Matters Newspaper has been produced by the Shire of Menzies and more recently the Menzies Community Resource Centre for many years.

It is eagerly sought at the beginning of each month by members of the community, travellers going through town and the many people on the email list who receive the newspaper via electronic means.

#### BACKGROUND:

The Menzies Matters usually consists of approximately 30 pages of news, information, advertising and items of interest to suit a wide range of readers. For quite some time, the paper has been produced in full colour.

However, it has been brought to my attention that the cost of producing each copy of the paper in full colour is in the vicinity of \$5.44. The newspaper printed entirely in black and white, as per the August 2014 edition, is \$1.14 per copy.

#### COMMENT:

Many people were, to say the least, disappointed at seeing the August Menzies Matters printed in black and white. The coloured copies of the paper are much more interesting and visually pleasing, however, they are costing the CRC and the Shire a lot of money each month.

If we were to charge a small fee, perhaps \$1.00 per copy, this would go some way to covering of the costs of printing. If anyone does not wish to pay for the paper, it is always

available on the Shire website and the CRC website and can be downloaded in full or in part free of charge.

**CONSULTATION:**

Peter Crawford, Chief Executive Officer  
Jill, Office National Kalgoorlie

**STATUTORY ENVIRONMENT:**

Local Government Act 1995

- Section 2.7(2) – Provides that Council is to oversee the allocation of local government finances and resources and to determine the local government policies; and,
- Section 3.1 – Provides that the general function of the local government is to provide for the good government of persons in its district.

**POLICY IMPLICATIONS:** Nil

**FINANCIAL IMPLICATIONS:**

Currently a small increase in costs to produce the paper in colour with a small increase in income.

**STRATEGIC IMPLICATIONS:** Nil

**VOTING REQUIREMENTS:**

Absolute Majority Decision required

**OFFICER'S RECOMMENDATION:**

That the Community Resource Centre be granted permission to charge members of the public an amount of \$1.00 per copy for the Menzies Matters newspaper printed in colour to assist with production costs for the printing of the paper.

**Moved:** Cr Mazza

**Seconded:** Cr Lee

|                          |
|--------------------------|
| <b>COUNCIL DECISION:</b> |
|--------------------------|

|                 |
|-----------------|
| <b>No: 0576</b> |
|-----------------|

**That the Community Resource Centre be granted permission to charge members of the public an amount of \$1.00 per copy for the Menzies Matters newspaper printed in colour to assist with production costs for the printing of the paper on a three month trial basis.**

12:19pm

**CARRIED BY ABSOLUTE MAJORITY 5/0**

***Reason for the change was to allow Council the opportunity to evaluate the results of a three month trial before considering the decision again.***

## 12.5 MANAGEMENT & POLICY BUSINESS

### 12.5.1 AFFIXING OF COMMON SEAL – RENTAL AGREEMENT WITH DEPARTMENT OF HOUSING AND FINANCIAL ASSISTANCE AGREEMENT – CLGF 2012-2013

|                                    |   |
|------------------------------------|---|
| <b>SUBMISSION TO:</b>              | Ordinary Meeting of Council, 28 August 2014                                       |
| <b>LOCATION</b>                    | Shire of Menzies  |
| <b>APPLICANT:</b>                  | Department of Housing   |
| <b>FILE REF:</b>                   | Agreement Register  |
| <b>DISCLOSURE OF INTEREST:</b>     | None  |
| <b>DATE:</b>                       | 11 August 2014  |
| <b>AUTHOR:</b>                     | Paul Crawford   |
| <b>SIGNATURE OF AUTHOR:</b>        |  |
| <b>PREVIOUS MEETING REFERENCE:</b> | None  |

#### ATTACHMENTS:

- 12.5.1 Attachment #1 Rental Agreement 14A Walsh Street, Menzies
- 12.5.1 Attachment #2 Rental Agreement 14B Walsh Street, Menzies
- 12.5.1 Attachment #3 Financial Assistance Agreement – CLGF 2012-2013

#### SUMMARY:

For Council to approve the affixing of the Common Seal to the Rental Agreement between the Shire of Menzies and the Department of Housing and the Financial Assistance Agreement – Country Local Government Fund 2012-2013.

#### BACKGROUND:

The rental agreement between the Shire and the Department of Housing for the lease of two Shire houses to teaching staff at the Menzies Remote School is due for renewal in October 2014.

The Financial Assistance Agreement - Country Local Government Fund 2012-2013 is being finalised with the acquittal of funds provided in the 2012-2013 financial year.

#### COMMENT:

Due to time constraints, the President and CEO have both signed and affixed the Common Seal to the agreement and forwarded the documents to the Department of Housing and Department of Local Government and Communities respectively.

**CONSULTATION:** Nil

#### STATUTORY ENVIRONMENT:

Local Government Act 1995

Section 2.7(2) – Provides that Council is to oversee the allocation of local government finances and resources and to determine local government policies; and

Section 3.1 – Provides that the general function of the local government is to provide for the good government of persons in its district.

#### POLICY IMPLICATIONS:



Council has no Policies in relation to this matter but it is provided for under Delegation 2.1 – Use of the Common Seal.

**FINANCIAL IMPLICATIONS:** Nil

**STRATEGIC IMPLICATIONS:** Nil

**VOTING REQUIREMENTS:**  
Simple Majority decision required

**Moved: Cr Mazza**

**Seconded: Cr Tucker**

**COUNCIL DECISION:**

**No: 0577**


**That Council ratify the actions of the Shire President and Chief Executive Officer in affixing the Common Seal to the Rental Agreement between the Shire and the Department of Housing for the lease of two Shire houses to teaching staff at the Menzies Remote School and the Financial Assistance Agreement – Country Local Government Fund 2012-2013.**

**12:20pm**

**CARRIED BY ABSOLUTE MAJORITY 5/0**

## 12.5 MANAGEMENT AND POLICY BUSINESS

### 12.5.2 MINUTES OF GVROC MEETING – 6 AUGUST 2014

|                                    |   |
|------------------------------------|---|
| <b>SUBMISSION TO:</b>              | Ordinary Meeting of Council, 28 August 2014                                       |
| <b>LOCATION:</b>                   | Shire of Menzies  |
| <b>APPLICANT:</b>                  | Shire of Menzies  |
| <b>FILE REF:</b>                   | ADM126  |
| <b>DISCLOSURE OF INTEREST:</b>     | None  |
| <b>DATE:</b>                       | 11 August 2014  |
| <b>AUTHOR:</b>                     | Peter Crawford, Chief Executive Officer   |
| <b>SIGNATURE OF AUTHOR:</b>        |  |
| <b>PREVIOUS MEETING REFERENCE:</b> | Item 12.5.6 Ordinary Council Meeting 31 July 2014                                 |

#### ATTACHMENTS:

12.5.2 Attachment #1 – Minutes of GVROC Meeting 6 August 2014

#### SUMMARY:

For Council to receive the Minutes of the GVROC Meeting held in Perth on 6 August 2014 (See 12.5.2 Attachment #1)

#### BACKGROUND:

The last meeting of the GVROC Group was held in Perth on Wednesday, 6 August 2014.

#### COMMENT:

The minutes of the GVROC meeting are tabled for Council's perusal and no implications for Council are evident at this point.

#### CONSULTATION:

None

#### STATUTORY ENVIRONMENT:

Local Government Act 1995

- Section 2.7(2) – Provides that Council is to oversee the allocation of local government finances and resources and to determine the local government policies; and,
- Section 3.1 – Provides that the general function of the local government is to provide for the good government of persons in its district.

#### POLICY IMPLICATIONS:

Council has no Policies in relation to this matter

#### FINANCIAL IMPLICATIONS:

None

#### STRATEGIC IMPLICATIONS:

None

#### VOTING REQUIREMENTS:

Simple Majority Decision required

**Moved: Cr Tucker**

**Seconded: Cr Mazza**

**COUNCIL DECISION:**

**No: 0578**

**That Council receive the Minutes of the GVROC Group meeting held in Perth on Wednesday, 6 August 2014.**


**12:21pm**

**CARRIED 5/0**

***Cr Tucker declared a Financial Interest in the next item to the extent that he was the Chairman of the Menzies Aboriginal Corporation and left the meeting at 12:22pm***

## 12.5 MANAGEMENT AND POLICY BUSINESS

### 12.5.3 MENZIES ABORIGINAL CORPORATION – REQUEST FOR ASSISTANCE

|                                    |   |
|------------------------------------|---|
| <b>SUBMISSION TO:</b>              | Ordinary Meeting of Council, 28 August 2014                                       |
| <b>LOCATION:</b>                   | Shire of Menzies  |
| <b>APPLICANT:</b>                  | Menzies Aboriginal Corporation  |
| <b>FILE REF:</b>                   | ADM438  |
| <b>DISCLOSURE OF INTEREST:</b>     | None  |
| <b>DATE:</b>                       | 12 August 2014  |
| <b>AUTHOR:</b>                     | Peter Crawford, Chief Executive Officer   |
| <b>SIGNATURE OF AUTHOR:</b>        |  |
| <b>PREVIOUS MEETING REFERENCE:</b> | Item 12.5.5 of Ordinary Meeting 31 July 2014                                      |

#### ATTACHMENTS:

12.5.3 Attachment #1 – Letter from Menzies Aboriginal Corporation

#### SUMMARY:

For Council to consider further information regarding the request from the Menzies Aboriginal Corporation (MAC) for assistance at Marmion Village.

#### BACKGROUND:

At the Ordinary Meeting of Council held Thursday, 31 July 2014, the following Item was deferred in order for further information to be made available to Council:

### 12.5.5 MENZIES ABORIGINAL CORPORATION – REQUEST FOR ASSISTANCE

|                                    |   |
|------------------------------------|---|
| <b>SUBMISSION TO:</b>              | Ordinary Meeting of Council, 31 July 2014 |
| <b>LOCATION:</b>                   | Shire of Menzies                          |
| <b>APPLICANT:</b>                  | Menzies Aboriginal Corporation            |
| <b>FILE REF:</b>                   | ADM438                                    |
| <b>DISCLOSURE OF INTEREST:</b>     | None                                      |
| <b>DATE:</b>                       | 14 July 2014                              |
| <b>AUTHOR:</b>                     | Peter Crawford, Chief Executive Officer   |
| <b>SIGNATURE OF AUTHOR:</b>        |   |
| <b>PREVIOUS MEETING REFERENCE:</b> | None                                      |

#### ATTACHMENTS:

12.5.5 Attachment #1 – Letter from the Menzies Aboriginal Corporation

#### SUMMARY:

For Council to consider the request from the Menzies Aboriginal Corporation for assistance at Marmion Village.

#### BACKGROUND:

*A letter has been received from the Menzies Aboriginal Corporation seeking financial assistance in upgrading solar hot water systems at the Marmion Village (See 12.5.6 Attachment #1).*

**COMMENT:**

*Council currently assists the Tjuntjuntjara Community with financial assistance for holiday programs, school excursions, etc. The basis for the granting of these funds are that they are designed to assist the children out at the remote community with some of the benefits that other regional based children currently have access to.*

*However, in all of the applications made for Council's assistance, no funds have ever been allocated for any infrastructure based operations.*

*To begin allocating funds to infrastructure on a request basis would create a precedent that could not exclude any resident making a request for assistance with infrastructure in their private dwelling.*

**CONSULTATION:**

*None*

**STATUTORY ENVIRONMENT:**

*Local Government Act 1995*

- Section 2.7(2) – Provides that Council is to oversee the allocation of local government finances and resources and to determine the local government policies; and,*
- Section 3.1 – Provides that the general function of the local government is to provide for the good government of persons in its district.*

**POLICY IMPLICATIONS:**

*Council has no Policies in relation to this matter*

**FINANCIAL IMPLICATIONS:**

*None*

**STRATEGIC IMPLICATIONS:**

*None*

**VOTING REQUIREMENTS:**

*Simple Majority Decision required*

**OFFICER'S RECOMMENDATION**

*That Council advise the Menzies Aboriginal Corporation that they are unable to provide any assistance towards infrastructure in the Marmion Village.*

|                          |
|--------------------------|
| <b>COUNCIL DECISION:</b> |
|--------------------------|

|                 |
|-----------------|
| <i>No: 0554</i> |
|-----------------|

*Moved: Cr Twigg*

*Seconded: Cr Lee*

*That Cr Tucker be invited into Chambers to provide advice on the ownership of the Community Reserve.*

*11:25am*

**CARRIED 5/0**

**COUNCIL DECISION:**

No: 0555

*Moved: Cr Mazza*

*Seconded: Cr Twigg*

*That the matter be deferred so that further information can be provided to Council at a later date.*

12:03pm

**CARRIED 5/0**

**COMMENT:**

The Chairman of MAC has indicated that they do not have the funds to replace the hot water systems at the village.

Whilst in Perth during the recent Local Government Week conference, the President and Chief Executive Officer met with the Director of Land Operations at the Department of Aboriginal Affairs (DAA). The purpose of the meeting was to determine what the status of the Marmion Village in Menzies was in relation to authorised management responsibilities and try and assist MAC in gaining access to some funding.

The advice from DAA was that the Marmion Village is leased to the Menzies Aboriginal Corporation, the body responsible for managing the village, allocating houses, collecting rents and maintaining the infrastructure. The Aboriginal Lands Trust, the lessor of the village, accepts no responsibility or liability in the day to day management and maintenance of the village.

As a result of the meeting with DAA, a further meeting was arranged between MAC and DAA who will endeavour to assist MAC in sourcing adequate funds to replace the hot water systems.

As previously indicated, funding infrastructure of this nature is not a matter that Council should become involved in.

**CONSULTATION:**

Mr Peter Facey - DAA

**STATUTORY ENVIRONMENT:**

Local Government Act 1995

- Section 2.7(2) – Provides that Council is to oversee the allocation of local government finances and resources and to determine the local government policies; and,
- Section 3.1 – Provides that the general function of the local government is to provide for the good government of persons in its district.

**POLICY IMPLICATIONS:**

Council has no Policies in relation to this matter

**FINANCIAL IMPLICATIONS:**

None

**STRATEGIC IMPLICATIONS:**

None

**VOTING REQUIREMENTS:**

Simple Majority Decision required

The CEO tabled a letter from the Menzies Aboriginal Corporation to Mr Peter Facey of the Department of Indigenous Affairs and read it aloud for the benefit of Cr Twigg attending by telephone.

**Moved: Cr Mazza**

**Seconded: Cr Lee**

|                          |
|--------------------------|
| <b>COUNCIL DECISION:</b> |
|--------------------------|

|                 |
|-----------------|
| <b>No: 0579</b> |
|-----------------|

**That Council advise the Menzies Aboriginal Corporation that they are unable to provide any assistance towards infrastructure in the Marmion Village.**


**12:35pm**

**CARRIED 4/0**

***Cr Tucker returned to the meeting at 12:36pm and the Shire President advised him of Council's decision.***

## 12.5 MANAGEMENT AND POLICY BUSINESS

### 12.5.4 COUNCILLOR'S INFORMATION BULLETIN 7/14

|                                    |   |
|------------------------------------|---|
| <b>SUBMISSION TO:</b>              | Ordinary Meeting of Council, 28 August 2014                                       |
| <b>LOCATION:</b>                   | Shire of Menzies  |
| <b>APPLICANT:</b>                  | N/A   |
| <b>FILE REF:</b>                   | ADM029  |
| <b>DISCLOSURE OF INTEREST:</b>     | None  |
| <b>DATE:</b>                       | 5 August 2014   |
| <b>AUTHOR:</b>                     | Peter Crawford, Chief Executive Officer   |
| <b>SIGNATURE OF AUTHOR:</b>        |  |
| <b>PREVIOUS MEETING REFERENCE:</b> | Item 12.5.9 Ordinary Council Meeting 31 July 2014                                 |

**ATTACHMENTS:**  
None

**SUMMARY:**  
For Council to receive the Information Bulletin.

**BACKGROUND:**  
The Information Bulletin 7/14 containing general and confidential information was previously circulated to Councillors.

**COMMENT:**  
The intent of the Information Bulletin is to keep Council updated with the latest information relevant to the role of elected members.

Due to some confidential documents contained therein, the Information Bulletin is not for the general public's viewing and should be kept secure at all times.

**CONSULTATION:** Nil

**STATUTORY ENVIRONMENT:**  
Local Government Act 1995  
Section 2.7(2) – Provides that Council is to oversee the allocation of local government finances and resources and to determine local government policies; and  
Section 3.1 – Provides that the general function of the local government is to provide for the good government of persons in its district.

**POLICY IMPLICATIONS:**  
Council has no Policies in relation to this matter

**FINANCIAL IMPLICATIONS:** Nil

**STRATEGIC IMPLICATIONS:**  
The Information Bulletin is designed to keep Councillors updated with information relevant to their roles as elected members.

**VOTING REQUIREMENTS:**  
Simple Majority Decision required



**Moved: Cr Mazza**

**Seconded: Cr Lee**

**COUNCIL DECISION:**

**No: 0580**

**That Council acknowledges receipt of Information Bulletin 7/14 for the period ended 31 July 2014.**

**12:37pm**

**CARRIED 5/0**

**13. ELECTED MEMBERS MOTION OF WHICH PREVIOUS NOTICE HAS BEEN GIVEN**  
Nil

**Moved: Cr Mazza**

**Seconded: Cr Lee**

**COUNCIL DECISION:**

**No: 0581**

**That Council introduce the following items of New Business:**


- 14.1 Tender 02/14 – Supply of Plant Hire;**
- 14.2 Investments for August 2014; and**
- 14.3 St John Paramedic – Menzies Based**

**12:40pm**

**CARRIED 5/0**

**14. NEW BUSINESS OF AN URGENT NATURE INTRODUCED BY DECISION OF THE MEETING**

**14.1 TENDER 02/14 – SUPPLY OF PLANT HIRE**

|                                    |   |
|------------------------------------|---|
| <b>SUBMISSION TO:</b>              | Ordinary Meeting of Council, 28 August 2014   |
| <b>LOCATION:</b>                   | Shire of Menzies  |
| <b>APPLICANT:</b>                  | Shire of Menzies  |
| <b>FILE REF:</b>                   | ADM445  |
| <b>DISCLOSURE OF INTEREST:</b>     | None  |
| <b>DATE:</b>                       | 25 August 2014  |
| <b>AUTHOR:</b>                     | Paul Crawford, Chief Executive Officer  |
| <b>SIGNATURE OF AUTHOR:</b>        |  |
| <b>PREVIOUS MEETING REFERENCE:</b> | None  |

**ATTACHMENTS:**

None

**SUMMARY:**

For Council to approve the calling of tenders for plant hire

**BACKGROUND:**

Council currently uses contractors under a Panel Contract to supplement their own plant and equipment in their annual road works program. There are currently two tenders in operation:

- Tender 03/11 – Expired on 30 March 2014
- Tender 10/12 – Expires on 30 October 2014

**COMMENT:**

As Tender 03/11 has been running on a twelve month option since March this year, it is now preferable that the two tenders be rolled into one for works for the next two years.

It will be recommended that Council support the calling of tenders for plant hire for a period of two years with a one year option during which time the process for next tender is prepared and awarded.

Council will also be invited to nominate Members for an Evaluation Panel to assess the tenders when opened.

The following timetable will be followed in relation to Tender 02/14 – Supply of Plant Hire:

- a. Saturday, 13 September 2014 – Advertising of Tender
- b. 4:00pm Monday, 6 October 2014 – Closing of Tenders
- c. 4:05pm Monday, 6 October 2014 – Opening of Tenders
- d. 10:00am Monday, 13 October 2014 – Meeting of Evaluation Panel
- e. Thursday, 30 October 2014 – Presentation of Tenders to Council

**CONSULTATION:**

Shire Management Staff

**STATUTORY ENVIRONMENT:**

Local Government Act 1995

- Section 2.7(2) – Provides that Council is to oversee the allocation of local government finances and resources and to determine the local government policies; and,
- Section 3.1 – Provides that the general function of the local government is to provide for the good government of persons in its district.
- Section 3.57 – Requires that a local government invite tenders for the supply of goods and services of a prescribed type

**POLICY IMPLICATIONS:**

Shire of Menzies Purchasing Policy

- Policy 4.2 – Details the process by which tenders are to be called.

**FINANCIAL IMPLICATIONS:**

These tenders are included in the annual budget

**STRATEGIC IMPLICATIONS:**

None

**VOTING REQUIREMENTS:**

Simple Majority Decision required

**Moved: Cr Mazza**

**Seconded: Cr Lee**

**COUNCIL DECISION:**

**No: 0582**


**That Council:**

1. **Approve the calling of Tender 02/14 – Supply of Plant Hire for a two year period with an option to extend for up to one year; and**
2. **Appoint Councillors Dwyer, Lee and Tucker, the Manager Works and Services and the Works Supervisor as members of the evaluation panel to assess Tender 02/14 – Supply of Plant Hire.**

**12:40pm**

**CARRIED 5/0**

**14.2 INVESTMENTS FOR AUGUST 2014**

|                                    |   |
|------------------------------------|---|
| <b>SUBMISSION TO:</b>              | Ordinary Meeting of Council, 28 August 2014                                       |
| <b>LOCATION:</b>                   | Shire of Menzies  |
| <b>APPLICANT:</b>                  | Shire of Menzies  |
| <b>FILE REF:</b>                   | ADM034  |
| <b>DISCLOSURE OF INTEREST:</b>     | None  |
| <b>DATE:</b>                       | 26 August 2014  |
| <b>AUTHOR:</b>                     | Peter Crawford, Chief Executive Officer   |
| <b>SIGNATURE OF AUTHOR:</b>        |  |
| <b>PREVIOUS MEETING REFERENCE:</b> | None  |

**ATTACHMENTS:**

14.2 Attachment #1- Letter from National Australia Bank

**SUMMARY:**

For Council to receive the investment report for the month of August 2014

**BACKGROUND:**

The Chief Executive Officer is currently delegated authority to invest funds into interest bearing accounts under Delegation 2.5 – Investment of Surplus Funds and also details the reporting requirements

**COMMENT:**

The Term Deposit funds currently invested with the National Bank matures on 30 August 2014. The total of the funds invested were \$500,000 which will accumulate an amount of interest on maturity of \$4,401.37 giving an investment total of \$504,401.37.

The following transaction has been actioned on 25 August 2014:

|                     |                                   |
|---------------------|-----------------------------------|
| Place of investment | National Australia Bank           |
| Term of investment  | 90 days (Mature 30 November 2014) |
| Interest rate       | 3.57%pa                           |
| Amount              | \$500,000                         |

**CONSULTATION:**

None

**STATUTORY ENVIRONMENT:**

Local Government Act 1995

- Section 2.7(2) – Provides that Council is to oversee the allocation of local government finances and resources and to determine the local government policies; and,
- Section 3.1 – Provides that the general function of the local government is to provide for the good government of persons in its district.

Shire of Menzies – Delegations Register

- Delegation 2.5 – Investments of Surplus Funds – Details the constraints and reporting procedures

**POLICY IMPLICATIONS:**

Council has no Policies in relation to this matter

**FINANCIAL IMPLICATIONS:**  
Reporting on Financial Activity

**STRATEGIC IMPLICATIONS:**  
None

**VOTING REQUIREMENTS:**  
Simple Majority Decision required

**Moved: Cr Lee**

**Seconded: Cr Mazza**

**COUNCIL DECISION:**


**No: 0583**

**That Council receive the report on Investments for the month of August 2014**

**12:48pm**

**CARRIED 5/0**

**14.3 ST JOHN PARAMEDIC – MENZIES BASED**

|                                    |   |
|------------------------------------|---|
| <b>SUBMISSION TO:</b>              | Ordinary Meeting of Council, 28 August 2014                                       |
| <b>LOCATION:</b>                   | Shire of Menzies  |
| <b>APPLICANT:</b>                  | Shire of Menzies  |
| <b>FILE REF:</b>                   | ADM270  |
| <b>DISCLOSURE OF INTEREST:</b>     | None  |
| <b>DATE:</b>                       | 26 August 2014  |
| <b>AUTHOR:</b>                     | Peter Crawford, Chief Executive Officer   |
| <b>SIGNATURE OF AUTHOR:</b>        |  |
| <b>PREVIOUS MEETING REFERENCE:</b> | Item 10 of Ordinary Meeting 31 July 2014  |

**ATTACHMENTS:**

None

**SUMMARY:**

For Council to consider making a house available for the St John Paramedic to reside in Menzies.

**BACKGROUND:**

Mr Andrew Hirst, the Goldfields Regional Manager for St John Ambulance Western Australia Ltd addressed Council at the Ordinary Meeting of Council on 31 July 2014.

During his presentation, Mr Hirst offered to base the St John Paramedic in Menzies if the Shire was prepared to supply a house free of charge to the officer.

Council requested Mr Hirst to ask the paramedic to contact the CEO to arrange a meeting to discuss the matter further.

**COMMENT:**

A meeting with the paramedic (Ms Marcia Vaughn) was arranged for 2:00pm on Monday, 25 August 2014 at the Shire office to discuss the matter further with the Shire President in attendance.

The paramedic answered all of the queries raised and the Shire was quite satisfied with the responses. Ms Vaughn indicated that she would be returning to Kalgoorlie on the following afternoon and would be happy to discuss any further questions raised on her journey through Menzies.

The deal would be to supply the paramedic with an unfurnished rent free house. As the Shire has already made provision in the budget for a nurse to be in attendance for the balance of the week which the Western Australia Country Health Scheme nurse at the Nursing Post does not cover, this would be a good alternative.

It would also be a "sweetener" for Council to provide free utilities up to an amount of \$2,500 per year for the officer. This would be an incentive for the officer to remain in Menzies for some time.

**CONSULTATION:**

Mr Andrew Hirst & Ms Marcia Vaughn – St John

**STATUTORY ENVIRONMENT:**

Local Government Act 1995

- Section 2.7(2) – Provides that Council is to oversee the allocation of local government finances and resources and to determine the local government policies; and,
- Section 3.1 – Provides that the general function of the local government is to provide for the good government of persons in its district.

**POLICY IMPLICATIONS:**

Council has no Policies in relation to this matter

**FINANCIAL IMPLICATIONS:**

Some costs would be associated with the recommendation but is provided for in the Budget

**STRATEGIC IMPLICATIONS:**

None

**VOTING REQUIREMENTS:**

Simple Majority Decision required

**OFFICER'S RECOMMENDATION:**

That Council, subject to a satisfactory written agreement with the Goldfields Regional Manager for St John Ambulance Western Australia Ltd:

1. Agree to provide a rent free house for the St John Paramedic;
2. Agree to provide free utilities to that house up to a value of \$2,500 per annum; and
3. Review the agreement at the end of twelve months in conjunction with the St John Ambulance Goldfields Regional Manager.

Motion Lost for want of a Mover or Seconder

**15. ITEMS FOR CONSIDERATION BEHIND CLOSED DOORS**

**PROCEDURAL MOTION – COUNCIL DECISION**

**That this meeting be closed to members of the public and move behind closed doors to discuss:**

***The Shire President advised that the CEO Performance Review would be held over for another meeting at a time to be advised.***

**16. NEXT MEETING**

The next Ordinary Meeting of Council will be held on Thursday 25<sup>th</sup> September 2014 at Tjuntjuntjara commencing at 10.00am.

Members were requested to nominate their method of travel and attendance for the next Ordinary Council Meeting to be held in Tjuntjuntjara:

|               |         |                       |
|---------------|---------|-----------------------|
| Cr Greg Dwyer | Driving | In Person Attendance  |
| Cr Twigg      |         | In Person Attendance  |
| Cr Mazza      |         | Electronic Attendance |
| Cr Lee        |         | Electronic Attendance |
| Cr Tucker     |         | Electronic Attendance |

**Moved: Cr Lee**

**Seconded: Cr Tucker**

**COUNCIL DECISION:**

**No: 0584**

**That Council approve electronic attendance at the Ordinary Council Meeting to be held at Tjuntjuntjara on Thursday 25<sup>th</sup> September 2014 for Crs Mazza, Lee and Tucker.**

**1:06pm**

**CARRIED BY ABSOLUTE MAJORITY 5/0**

***The President adjourned the meeting for lunch at 1:06pm***

***The President resumed the meeting at 1:37pm with all Members and Staff present***

**17. CLOSURE OF MEETING**

**There being no further business the President declared the meeting Closed at 1:40pm.**

**I, *Gregory Dwyer* hereby certify that the Minutes of the Ordinary Meeting of Council held 28 August 2014 are confirmed as a true and correct record, as per the Council Resolution of the Ordinary Meeting of Council held on 28 August 2014.**

**Signed**



**Dated:**

***25 September 2014***